

**BEFORE THE NATIONAL GREEN TRIBUNAL,  
PRINCIPAL BENCH, NEW DELHI**

(Original Application No. 269 of 2024)

**IN THE MATTER OF:**

**Sanvvar**

**..... Applicant**

**Versus**

**State of U.P. & Ors.**


**..... Respondents**

**INDEX**

S.NO.	PARTICULARS	PAGE NO.
1.	Reply/Response filed by the Respondent No.21 i.e. Genus Paper & Boards Ltd.	1-10
2.	Affidavit	11
3.	<b><u>Annexure: R21/A</u></b> Board Resolution dated 12.02.2025	12
4.	<b><u>Annexure: R21/B</u></b> Copy of the Consolidated Consent to Operate under Section 25 of the Water (Prevention and Control of Pollution) Act, 1974 and under Section 21 of the Air (Prevention and Control of Pollution) Act, 1981 and Authorization under the Hazardous and other Wastes (Management and Transboundary Movement) Rules 2016	13-25
5.	<b><u>Annexure: R21/C (Colly)</u></b> Copies of No-Objection Certificates (NOCs) issued by the Ground Water Department, Uttar Pradesh	26-51
6.	<b><u>Annexure: R21/D</u></b> Copy of the ETP Adequacy Report prepared by the Central Pulp and Paper Research Institute (CPPRI), Saharanpur (U.P.)	52-64
7.	<b><u>Annexure: R21/E</u></b> Copy of the "Ash Supply Agreement" dated 01.04.2024 entered between the answering Respondent and the Kailash Coal & Coke Co. Ltd.	65-69

8.	<b><u>Annexure: R21/F (Colly)</u></b> Copy of the Invoice dated 06.08.2024 bearing No. MiscInv/0440, Invoice dated 30.11.2024 bearing No. MiscInv/1190, Invoice dated 04.12.2024 bearing No. MiscInv/1213, Invoice dated 07.12.2024 bearing No. MiscInv/ 1223 and Invoice dated 07.12.2024 bearing No. MiscInv/1226 for the supply of fly ash by the answering Respondent to the Kailash Coal & Coke Co. Ltd.	70-75
9.	<b><u>Annexure: R21/G</u></b> Copy of the "Plastic Waste Supply Agreement" dated 27.05.2023 entered between the answering Respondent and the K.K. Duplex & Paper Mills Pvt. Ltd.	76-80
10.	<b><u>Annexure: R21/H</u></b> Copy of the Test Report dated 27.06.2024 of the Final Outlet Discharge of the ETP of the answering Respondent issued by the Regional Laboratory (Muzaffarnagar), UPPCB	81-83
11.	<b><u>Annexure: R21/I (Colly)</u></b> Copies of the test reports all dated 21.10.2024 of the treated effluent generated (ETP Outlet) by the unit of the answering Respondent, waste water (before company drain & after company drain) and drinking water (RO water) all issued by Newcon Consultants & Laboratories, Ghaziabad (U.P.) and Test Report dated 23.01.2025 of the ETP outlet effluent issued by Central Pulp & Paper Research Institute (CPPRI)	84-90
12.	<b><u>Annexure: R21/J (Colly)</u></b> Copies of the test reports all dated 21.10.2024 of the Ambient Air (Back side boiler area & near main gate), stack emission and work zone noise (Line No.-5 and boiler area) all issued by Newcon Consultants & Laboratories, Ghaziabad (U.P.)	91-97
13.	<b><u>Annexure: R21/K</u></b> Copy of the Report on Hydro-geological and rainwater recharge plan prepared by Envirosustain Consultants Services, Lucknow (U.P.)	98-147

14.	<b><u>Annexure: R21/L (Colly)</u></b> Copy of the Report on Miyawaki Forest prepared by Envirosustain Consultants Services, Lucknow along with photographs of the plantation done by the answering Respondent under Miyawaki method and the Newspaper reports	148-173
15.	<b><u>Annexure: R21/M (Colly)</u></b> Photographs of the health camp organized by the answering Respondent along-with the Newspaper Reports	174-176
16.	<b><u>Annexure" R21/N (Colly)</u></b> Photographs of the boiler area showing removal of the fly ash	177-182
17.	Vakalatnama	183
18.	Proof of Service	184

  
**ANUBHAV ANAND ARON, ABHINAV ANAND**  
 (Advocates for the Respondent No.21)  
 A-901, Apex Golf Avenue, Sector-1,  
 Greater Noida (West), U.P. – 201 306  
**Mob:** 9811764256, 9582416270  
**Email:** abhinav.legal@gmail.com

Place: NEW DELHI  
 Date: 15 february 2025

①

**BEFORE THE NATIONAL GREEN TRIBUNAL,  
PRINCIPAL BENCH, NEW DELHI**

(Original Application No. 269 of 2024)

**IN THE MATTER OF:**

**Sanvvar**

**..... Applicant**

**Versus**

**State of U.P. & Ors.**

**..... Respondents**

**REPLY /RESPONSE FILED BY THE RESPONDENT NO.21**

**i.e. GENUS PAPER & BOARDS LTD.**

**MOST RESPECTFULLY SHEWETH:**

1. That the present reply has been filed by the Respondent No.21 i.e. Genus Paper & Board Ltd. [hereinafter referred to as the “answering Respondent”] as the answering Respondent was impleaded in the captioned Original Application vide Order dated 21.11.2024 passed by this Hon’ble Tribunal and was permitted to file its reply/response.
  
2. That the answering Respondent is a company registered under the Companies Act, 1956 having its manufacturing Unit at: 8<sup>th</sup> Km Stone, Jansath Road, Muzaffarnagar (U.P.). That the answering Respondent is filing present Reply through Sh. Naresh Kumar Saini, who is working as Vice President of the answering Respondent and who, vide Board Resolution dated 12.02.2025 has been duly authorized to sign & verify this present Reply/Response, to file documents, to sign Vakalatnama, to depose before this Hon’ble Tribunal and to do all such other act (s) as may be necessary for this present Reply/Response. Board Resolution dated 12.02.2025 is annexed as **Annexure: R21/A.**

3. That the answering Respondent is engaged in the business of manufacturing & sale of White paper/Cup stock/Kraft paper/Duplex Board from waste paper or dry (readymade) pulp depending on the current market requirement. That the answering Respondent has two units within the same premises. That the production capacity of Unit-1 is 225 MT/Day and the production capacity if Unit-2 is 525 MT/Day.
  
4. That the answering Respondent is a compliant unit and is operating its unit with all the necessary permissions, licenses, Consent to Operate and/or No Objection Certificates (NOCs). That the answering Respondent is duly following all the directions /guidelines issued time & again by the statutory authorities and is following all the law which are necessary to operate the industry. That the answering Respondent carries out its operation in such a way so as to protect & preserve the environment and also is committed to deliver to the consumer, products that meet high quality specifications for which very stringent quality measures are followed by the answering Respondent in its various stages of the manufacturing process.
  
5. That the answering Respondent have valid consents under Section 25 of the Water (Prevention and Control of Pollution) Act, 1974; Section 21 of the Air (Prevention and Control of Pollution) Act, 1981 as well as Authorization under the provisions of Hazardous and Other Wastes (Management and Transboundary Movement) Rules, 2016 which is valid till 31.12.2028. Copy of the Consolidated Consent to Operate under Section 25 of the Water (Prevention and Control of Pollution)

Act, 1974 and under Section 21 of the Air (Prevention and Control of Pollution) Act, 1981 and Authorization under the Hazardous and other Wastes (Management and Transboundary Movement) Rules 2016 is annexed as **Annexure: R21/B**.

6. That presently the answering Respondent is meeting its fresh water requirement from ground water through 7 (Seven) bore-wells. That the answering Respondent have No-Objection Certificates (NOCs) for all of its said bore-wells issued by the Ground Water Department, Uttar Pradesh. Copies of No-Objection Certificates (NOCs) issued by the Ground Water Department, Uttar Pradesh is annexed as **Annexure: R21/C (Colly)**.
7. That the total industrial waste water generation of the answering Respondent is 3400 KLD (Industrial) and 23 KLD (Domestic). That for the purposed of the treatment of the domestic waste water generated by the answering Respondent, a 25 KLD capacity STP has been installed by the answering Respondent.
8. That the industrial waste water generated by the answering Respondent is treated by the answering Respondent with a common Effluent Treatment Plant (ETP) comprising of collection tank, Sedicell, Equalization tank, Jhonson Screen, Hill Screen, MCH (Mega Cell), Primary Clarifier, Aeration Tank, Secondary Clarifier, PSF and ACF. That the answering Respondent has duly installed OCEMS at the outlet of its ETP, which connected with the server of CPCB, Delhi and UPPCB, Lucknow for continuous monitoring of the parameters of the discharged effluent. Copy of the ETP Adequacy Report

prepared by the Central Pulp and Paper Research Institute (CPPRI), Saharanpur (U.P.) is annexed as **Annexure: R21/D.**

9. That the answering Respondent has 55 TPH boiler with turbine of 6.0 MW at its Unit-1 and 34 TPH boiler with turbine of 9.4 MW at its Unit-2. That the answering Respondent uses Rice Husk, Bagasse and Coal as fuel for its above said boilers. That the answering Respondent has installed Electrostatic Precipitators (ESP) with both its above said boilers. That the stack height of the boiler at Unit-1 is 55 meter from ground level and the stack height of the boiler at Unit-2 is 45 meter from ground level.
  
10. That there is a generation of approximately 40 MT/Day of fly ash. That the answering Respondent has a "*Ash Supply Agreement*" dated 01.04.2024 with the Kailash Coal & Coke Co. Ltd., Behind Moradabad Dharam Kanta, Harthla Kanth Road, Moradabad (U.P.) for the scientific disposal /co-processing of the fly ash generated by the answering Respondent. That the fly ash generated by the answering Respondent is transported to the said Kailash Coal & Coke Co. Ltd. in covered vehicles. Copy of the "*Ash Supply Agreement*" dated 01.04.2024 entered between the answering Respondent and the Kailash Coal & Coke Co. Ltd. is annexed as **Annexure: R21/E.** Copy of the Invoice dated 06.08.2024 bearing No. MiscInv/0440, Invoice dated 30.11.2024 bearing No. MiscInv/1190, Invoice dated 04.12.2024 bearing No. MiscInv/1213, Invoice dated 07.12.2024 bearing No. MiscInv/1223 and Invoice dated 07.12.2024 bearing No. MiscInv/1226 for the supply of fly ash by the answering Respondent to the

Kailash Coal & Coke Co. Ltd. are collectively annexed as **Annexure: R21/F (Colly)**.

11. That the answering Respondent also has a "*Plastic Waste Supply Agreement*" dated 27.05.2023 with the K.K. Duplex & Paper Mills Pvt. Ltd., Jansath Road, Muzaffarnagar (U.P.) for the scientific disposal /co-processing of the plastic waste generated by the answering Respondent. Copy of the "*Plastic Waste Supply Agreement*" dated 27.05.2023 entered between the answering Respondent and the K.K. Duplex & Paper Mills Pvt. Ltd. is annexed as **Annexure: R21/G**.
  
12. That the answering Respondent, being a responsible corporate citizen, keeps a regular check by itself on the pollution control equipments installed by it in its unit and time & again analysis the parameters of both the treated effluent and gaseous emissions generated by the unit of the answering Respondent. That various test reports of both the treated effluent as well as gaseous emissions generated by the unit of the answering Respondent shows that their parameters are well within the prescribed limits and, therefore, the answering Respondent is duly complying with the environmental norms. Copy of the Test Report dated 27.06.2024 of the Final Outlet Discharge of the ETP of the answering Respondent issued by the Regional Laboratory (Muzaffarnagar), UPPCB is annexed as **Annexure: R21/H**. Copies of the test reports all dated 21.10.2024 of the treated effluent generated (ETP Outlet) by the unit of the answering Respondent, waste water (before company drain & after company drain) and drinking water (RO water) all issued by Newcon Consultants & Laboratories, Ghaziabad (U.P.) and

Test Report dated 23.01.2025 of the ETP outlet effluent issued by Central Pulp & Paper Research Institute (CPPRI) are collectively annexed as **Annexure: R21/I (Colly)**. Copies of the test reports all dated 21.10.2024 of the Ambient Air (Back side boiler area & near main gate), stack emission and work zone noise (Line No.-5 and boiler area) all issued by Newcon Consultants & Laboratories, Ghaziabad (U.P.) are collectively annexed as **Annexure: R21/J (Colly)**.

13. That the answering Respondent is an environment friendly industry and has taken all the suitable measures for water management. That the answering Respondent has duly implemented rain water harvesting plan in its premises, where rain water harvesting from roof top area has been carried out through pipes into rain water harvesting shafts. That apart from the above, the answering Respondent has adopted several nearby ponds and constructed recharge shafts in the said adopted ponds. Copy of the Report on Hydro-geological and rainwater recharge plan prepared by Envirosustain Consultants Services, Lucknow (U.P.) is annexed as **Annexure: R21/K**.
14. That the answering Respondent has developed green belt in the open area within the premises. That during the financial year 2024-25, the answering Respondent has planted approximately 2000 plants under Miyawaki method. Copy of the Report on Miyawaki Forest prepared by Envirosustain Consultants Services, Lucknow along with photographs of the plantation done by the answering Respondent under Miyawaki method and the Newspaper reports are collectively annexed as **Annexure: R21/L (Colly)**.

15. That apart from the above, a free health camp was organized by the answering Respondent on 15.02.2024 with the aim of providing essential healthcare services to the employees of the answering Respondent. That the health camp offered free health screenings, diagnosis and treatment in addition to awareness about the importance of preventive healthcare and regular check-ups. Photographs of the health camp organized by the answering Respondent along-with the Newspaper Reports are collectively annexed as **Annexure: R21/M (Colly)**.
16. That in compliance of the directions issued by this Hon'ble Tribunal, vide its Order dated 21.11.2024, an inspection of the unit of the answering Respondent was done by UPPCB on 11.12.2024. That the UPPCB filed a Status Report along with its Affidavit dated 16.12.2024 before this Hon'ble Tribunal, which contains the findings of the UPPCB w.r.t. the industrial unit of the answering Respondent as found during the inspection held on 11.12.2024.
17. That the findings of the UPPCB w.r.t. the industrial unit of the answering Respondent as found during the inspection held on 11.12.2024 are mentioned from Page No. 60 to 62 of the said Status Report filed by UPPCB along with its Affidavit dated 16.12.2024. That a perusal of the said findings shows the below mentioned facts.
- (i) That the answering Respondent has NOCs for abstraction of ground water issued by the Ground Water Department (U.P.);

- (ii) That ETP & STP has been duly installed by the answering Respondent;
- (iii) OCEMS has been duly installed at the outlet of the ETP of the answering Respondent, which is connected with the server of CPCB, Delhi and UPPCB, Lucknow;
- (iv) The parameters of the samples of the treated effluent of the ETP of the answering Respondent collected by the UPPCB during inspection held on 11.12.2024 are well within the prescribed limits;
- (v) That during the inspection conducted by UPPCB on 11.12.2024, the answering Respondent found complying w.r.t. effluent discharge norms as well as stack monitoring reports also shows that the value of particulate matter within the prescribed norms.

18. Explanation w.r.t. the observations made by the Ld. Amicus Curie:

- (a) Black smoke: In this regard it is submitted that the answering Respondent has two boilers (i) of 55 TPH and (ii) of 34 TPH. That the 34 TPH boiler was lying unused for last 8 years but it was in the process of commissioning again and was on the trial run by firing it many times a day. That during the area visit done by the Ld. Amicus Curie on 15.11.2024, steam blowing /steam flushing of the said 34 TPH boiler of the answering Respondent was under process. That steam blowing /steam flushing is a method employed to clean the internal surface of steam pipelines and equipments. That steam blowing /steam flushing is one of the initial cleaning operations done before starting any power plant or steam lines. That steam blowing /steam

flushing is carried out in order to remove welding slags, weld bead deposits, loose foreign materials, iron pieces, rust etc from the system. That the steam blowing /steam flushing is accomplished by subjecting the piping systems to heating, blowing steam and cooling cycles in sufficient number and duration until clean steam is obtained.

- (b) Fly Ash: That the answering Respondent is disposing its fly ash in NCR region through Kailash Coal & Coke Co. Ltd. and Ultra Tech Cement through GMR contractor, however, due to Grap-IV restrictions applicable in NCR region at the time of visit of the Ld. Amicus Curie, fly ash disposal was slow as compared to normal days. That the answering Respondent has duly removed all the fly ash lying around the boiler area, as observed by the Ld. Amicus Curie. Photographs of the boiler area showing removal of the fly ash are collectively annexed as **Annexure" R21/N (Colly)**.

19. That from the afore-mentioned facts, it is clear that the answering Respondent is a compliant unit and is operating its unit with all the necessary permissions, licenses, Consent to Operate and/or No Objection Certificates (NOCs). That the answering Respondent is duly following all the directions /guidelines issued time & again by the statutory authorities and is following all the law which are necessary to operate the industry.

**PRAYERS:**

In the facts and circumstances as stated above, it is therefore, most respectfully prayed that this Hon'ble Tribunal may graciously be pleased to:

- (i) Dismiss the captioned Original Application being O.A. No.269 of 2024 titled as "Sanvvar Vs. State of U.P. & Ors." filed by the Applicant in as far as it is related with the answering Respondent i.e. Respondent No.21, namely, Genus Paper & Board Ltd.;
- (ii) Pass such other/further order(s) as this Hon'ble Tribunal may deem fit and proper in the facts & circumstances of the case.

For Genus Paper & Boards Ltd.

  
Director/Authorised Signatory

**RESPONDENT NO.21**

**THROUGH**

  
**ANUBHAV ANAND ARON, ABHINAV ANAND**

(Advocates for the Respondent No.21)

A-901, Apex Golf Avenue, Sector-1,  
Greater Noida (West), U.P. – 201 306

**Mob:** 9811764256, 9582416270

**Email:** abhinav.legal@gmail.com

Place: **NEW DELHI**

Date: **15 February 2025**

BEFORE THE NATIONAL GREEN TRIBUNAL,  
PRINCIPAL BENCH, NEW DELHI

(Original Application No. 269 of 2024)

IN THE MATTER OF:

Sanvvar ..... Applicant

Versus


State of U.P. & Ors. .... Respondents

AFFIDAVIT

I, Naresh Kumar Saini aged about 54 years S/o Late Sh. Tulsi Ram working as Vice President with Genus Paper & Boards Ltd. having its Unit at: 8<sup>th</sup> Km Stone, Jansath Road, Muzaffarnagar (U.P.) - 251001 (the Respondent No.21 herein) do hereby solemnly affirm state as under:-

1. That I am working as Vice President with Genus Paper & Boards Ltd. (the Respondent No.21 herein) and I am well conversant with the facts of the case, as such I am competent to swear this affidavit.
2. That the accompanying Reply/Response has been drafted by my Counsel under my instruction and the content of the same have not been repeated herein for the sake of brevity and the same may kindly be read as part and parcel of the present Affidavit.
3. That I have read and understood the content of the accompanying Reply/Response and present Affidavit and the same are true and correct to my knowledge and nothing material has been concealed there from.

For Genus Paper & Boards Ltd.

  
Director/Authorised Signatory  
DEPONENT


VERIFICATION:

Verified at New Delhi on this <sup>14<sup>th</sup></sup> day of FEB, 2025 that the contents of the above affidavit are true and correct to the best of my knowledge and belief. No part of it is false and nothing material has been concealed therefore.

For Genus Paper & Boards Ltd.

  
Director/Authorised Signatory  
DEPONENT



ATTESTED  
  
NOTARY PUBLIC  
DELHI (INDIA)

14 FEB 2025

**Genus Paper & Boards Ltd**

(A Kailash Group Company)

CIN No : L21098UP2012PLC048300 PAN NO-AAECG5483A

**CERTIFIED TRUE COPY OF THE RESOLUTION PASSED BY THE BOARD OF DIRECTORS OF GENUS PAPER & BOARDS LIMITED AT ITS MEETING HELD ON FEBRUARY 12, 2025 AT 03:00 P.M. AT KANTH ROAD, VILLAGE AGHWANPUR, MORADABAD-244001 (U.P.) THROUGH VIDEO CONFERENCING**

The Chairman informed the Board of Directors of the Company regarding the pending Original Application being O.A. No.269/2024 titled as "Sanvvar Vs. State of U.P. & Ors." pending before the Hon'ble National Green Tribunal, Principal Bench, New Delhi. The Chairman further informed the Board of Directors of the Company regarding the Order dated 21.11.2024 passed by the Hon'ble National Green Tribunal, Principal Bench, New Delhi whereby the Company has been impleaded as Respondent No.21 in the aforesaid Original Application being O.A. No.269/2024.

The matter was discussed and following resolution was passed:

**"RESOLVED THAT** a Reply /Response by & on behalf of the Company shall be filed before the Hon'ble National Green Tribunal, Principal Bench, New Delhi in the said Original Application being O.A. No.269/2024 titled as "Sanvvar Vs. State of U.P. & Ors."

**RESOLVED FURTHER THAT** the consent of the Board be and is hereby accorded to appoint Sh. Surya Prakash Sinha (Director) and Sh. Naresh Kumar Saini (Vice President) of the Company to appear severally as the Authorized Representatives of the Company in the said Original Application being O.A. No.269/2024 titled as "Sanvvar Vs. State of U.P. & Ors."

**RESOLVED FURTHER THAT** Sh. Surya Prakash Sinha (Director) and Sh. Naresh Kumar Saini (Vice President) of the Company be and are hereby authorized to act, appear and to sign all pleading(s), application(s), to sign Vakalatnama and/or other necessary document(s) and to do all acts, deeds and things before the Hon'ble National Green Tribunal, New Delhi as may be considered necessary in relation thereto and incidental to the said Original Application being O.A. No.269/2024 titled as "Sanvvar Vs. State of U.P. & Ors."

**RESOLVED FURTHER THAT** a copy of this Resolution, duly certified by any one of the directors/company secretary, be furnished to the concerned persons/authorities as may be required and they be requested to act thereon".

Certified True Copy  
For Genus Paper & Boards Limited

  
Kunal Nayar  
Company Secretary

Date: 12-02-2025  
Place: Moradabad





**Uttar Pradesh Pollution Control Board**

Building, No TC-12V Vibhuti Khand, Gomti Nagar, Lucknow-226010

Phone:0522-2720828,2720831, Fax:0522-2720764, Email: info@uppcb.in, Website: www.uppcb.com

**198888/UPPCB/MuzaffarNagar(UPPCBRO)/CTO/both/MUZAFFARNAGAR/2023**

**Date: 18/01/2024**

To,

**M/sGENUS PAPER AND BOARDS LTD**

**8th KM STONE, JANSATH ROAD, DISTT. MUZAFFARNAGAR (U.P.),MUZAFFARNAGAR,251001**

Consolidated Consent to Operate and Authorisation hereinafter referred to as the CCA (Consolidated Consent & Authorization) under Section- 25 of the "Water (Prevention & Control of Pollution) Act,1974"and under Section- 21 of the "Air (Prevention & Control of Pollution) Act, 1981" and Authorization Rules, 2016"notified under "Environment (Protection) Act, 1986" as applicable (to be referred hereinafter as Water Act, Air Act and HW Rules respectively).

**Application no. 23961853**

**Date :- 2023-12-24**

**Consolidated Consent to Operate and Authorization (CCA):**

CCA is hereby granted to M/s GENUS PAPER AND BOARDS LTD located at **8th KM STONE, JANSATH ROAD, DISTT. MUZAFFARNAGAR (U.P.),MUZAFFARNAGAR,251001** subject to the provisions of the **Water Act, Air Act and Hazardous and Other Wastes (Management and Transboundary Movement) Rules, 2016** and the orders that may be made further and subject to following terms and conditions: -

- 1.1 This CCA is granted for the period upto 2028-12-31 from the date of issuance of this letter, under Section-25 of the "Water (Prevention & Control of Pollution) Act, 1974.
- 1.2 This CCA is granted for the period upto 2028-12-31 from the date of issuance of this letter, under Section-21 of the "Air (Prevention & Control of Pollution) Act, 1981.
- 1.3 This CCA is granted for the period upto 2028-12-31 from the date of issuance of this letter under Hazardous and Other Wastes (Management and Transboundary Movement) Rules, 2016" notified under "Environment (Protection) Act, 1986.

**2. Production Capacity :**

S. No.	Declared by the unit		Permitted by the Board
	Raw material (tpd / tpa) Wood, Agro residues: Recycled Fiber (Waste Paper)	Name of Final Products & By-products with quantity per month	
1	Waste Paper or Dry (Readymade) Pulp- 618 MT/Day	White Paper/Cup Stock/Kraft Paper/Duplex Board- 525 MT/Day and TURBINE OF CAPACITY- 6.0 MW	White Paper/Cup Stock/Kraft Paper/Duplex Board- 525 MT/Day and TURBINE OF CAPACITY- 6.0 MW

**3. Production Process Infrastructure**

S. No.	Details	Declared by the unit		Permitted by the Board
		Numbers	Usage / Process operation	
1	White Paper/Cup Stock/Kraft Paper/Duplex Board-525 MT/Day and TURBINE OF CAPACITY- 6.0 MW by using Waste Paper or Dry (Readymade) Pulp-618 MT/Day	White Paper/Cup Stock/Kraft Paper/Duplex Board-525 MT/Day and TURBINE OF CAPACITY- 6.0 MW by using Waste Paper or Dry (Readymade) Pulp-618 MT/Day	White Paper/Cup Stock/Kraft Paper/Duplex Board-525 MT/Day and TURBINE OF CAPACITY- 6.0 MW by using Waste Paper or Dry (Readymade) Pulp-618 MT/Day	White Paper/Cup Stock/Kraft Paper/Duplex Board-525 MT/Day and TURBINE OF CAPACITY- 6.0 MW by using Waste Paper or Dry (Readymade) Pulp-618 MT/Day

- Unit shall obtain prior approval before making any modification in product/process/fuel/plant machinery, failing to which this consent would be deemed void.
- The unit shall inform SPCB and CPCB regarding shut down as well as resumption of manufacturing operations.
- The unit shall maintain record of daily production in tons per day in a log book duly signed daily by authorized signatory/competent authority.

**4. Water Conservation Measures****A. Fresh water consumption**

- Categorization of existing groundwater area: Safe/ Semi critical /Critical// Over-Exploited/ Saline
- The unit shall obtain NOC of CGWA/SGWA(in case of use of river water, permission from irrigation department)
- Status of NOC from CGWA/SGWB: Applied/Granted
- If Granted: Number of NOC and Validity 2028-12-31
- Details of Artificial recharge system/rain water harvesting unit (if any) installed with capacity
- Details of piezometer installed i.e., numbers with coordinates.
- This CCA is valid for details w.r.t fresh water as mentioned below:

		Declaration	Permitted
S.No	Source of fresh water	Borewells/river	Borewells/river

\* In case of units adopting zero liquid discharge (ZLD), the unit shall withdraw the fresh water only to cater the losses in water accrued during industrial processes.

- The specific water consumption shall not exceed values mentioned below as per consented product type.

Category	Specific Water Consumption not to exceed
Wood based/Agro based Pulp & Paper Mills producing bleached grades of chemical pulp, papers, paperboards & newsprint Specialty Paper Mills.	<40 KL per Ton of paper produced
Agro-Based & Wood Based Pulp & Paper Mills producing unbleached grades of chemical pulps, papers, and paperboards.	<16 KL per Ton of paper produced
RCF and Market Pulp Based Paper Mills producing bleached grades of papers, paperboards & newsprint	<12 KL per Ton of paper produced
RCF and Market Pulp Based Paper Mills producing unbleached grades of papers and paperboards	<8 KL per Ton of paper produced

RCF and Market Pulp Based Paper Mills producing unbleached grades of papers and paperboards (ZLD)	Without Power Boiler With Power Boiler	< 2.5 m <sup>3</sup> / t paper < 5 m <sup>3</sup> / t paper
---	---	--

9. Unit shall install separate sealed, calibrated Electro Magnetic Flow meters with flow totalizer at all water abstraction sources, utilization lines- process, domestic and boiler.
10. The unit shall maintain record of daily fresh water consumption (initial reading & final reading) in a log book (in m<sup>3</sup>/day and m<sup>3</sup>/t paper) duly signed daily by authorized signatory/competent authority.
11. Unit shall maintain separate logbooks for quantity of freshwater consumed in production section, boiler feed, domestics consumption and other points of utilization.
12. All the pipelines carrying fresh water/back water should be coloured as per protocol.
13. The unit shall install Piezometric well within the premises to monitor the level of ground water and shall analyse the quality of ground water annually.

**B. Trade effluent treatment and discharge: -**

1. This CCA is valid for the quantity of maximum daily trade effluent discharge as mentioned below:

S.No	CCA is valid for	Declared by the unit	Permitted
1	2300 KLD	2300 KLD	2300 KLD THROUGH ETP - REUSE IN IRRIGATION/GREEN BELT/DHANDERA DRAIN

2. The quantity of maximum specific trade effluent discharge shall be as specified below:

Category	Specific Trade Effluent Discharge, not to exceed
Wood based/Agro based Pulp & Paper Mills producing bleached grades of chemical pulp, papers, paperboards & newsprint Specialty Paper Mills.	<32 KL per Ton of paper produced
Agro-Based & Wood Based Pulp & Paper Mills producing unbleached grades of chemical pulps, papers, and paperboards.	<12 KL per Ton of paper produced
RCF and Market Pulp Based Paper Mills producing bleached grades of papers, paperboards & newsprint	<9 KL per Ton of paper produced
RCF and Market Pulp Based Paper Mills producing unbleached grades of papers and paperboards	<5 KL per Ton of paper produced
RCF and Market Pulp Based Paper Mills producing unbleached grades of papers and paperboards (ZLD)	No discharge is allowed (100% recycle within process)

**5. For ZLD unit**

- i Unit shall recycle all the treated effluent in the industrial process only.
  - ii Unit shall ensure that no treated/untreated effluent discharged outside the unit premises.
  - iii Unit shall install the flow meter at recycling point and maintain the logbooks for the same.
  - iv Unit shall allow to withdraw the fresh water only to cater the losses in water accrued during process.
  - v Unit shall conduct the water audit and submit the same to SPCB
  - vi The mill will install PTZ camera at Sedicell / back water storage tank from where the back water recycled, backwater recycling flow meter as well as at ETP (if available)
  - vii The mill is advised to submit a ZLD feasibility report by a recognized institution to justify its ZLD status.
4. The applicant shall operate Effluent Treatment Plant consisting of Primary, Secondary and tertiary treatment as is required with reference to influent quantity and quality.

5. The treated effluent shall be recycled to the maximum extent (atleast 40%) in the process and the remaining treated effluent after achieving the norms as mentioned below shall be disposed off into the drain-name of drain, first order/second order with Lat. Log. leading to river name of river with Lat. Log.

Parameters	Norms for Agro based paper mill	Norms for RCF bleached pulp & paper mill	Norms for RCF unbleached grade paper mill	Norms for RCF unbleached grade ZLD paper mill
pH	6.5 – 8.5	6.5 – 8.5	6.5 – 8.5	No discharge is allowed
TSS, mg/l	<= 30	<30	<30	No discharge is allowed
BOD, mg/l	<= 20	< 20	< 20	No discharge is allowed
COD, mg/	<= 200	< 150	< 150	No discharge is allowed
TDS, mg/l	<= 1800	< 1600	< 1600	No discharge is allowed
Color, PCU	<= 250	< 150	< 150	No discharge is allowed
AOX, mg/l	<= 8	–	–	No discharge is allowed
SAR	<= 10	< 8	< 8	No discharge is allowed

6. In the case of land application of treated effluent, unit shall submit irrigation management plan prepared by any government technical institute of repute. During no demand period for irrigation, the treated effluent to be stored in a seepage proof lined pond (Lagoon) having 15 days holding capacity only.
7. Effluent Treatment Plant shall be stabilised prior to the resumption of manufacturing operations.
8. The unit shall install a flow meter with totalizer on the recycling pipe line from ETP and the flowmeter should be connected to State/CPCB Server.
9. Flow measuring devices should be provided for measurement of quantity of industrial effluent generated, industrial effluent recycled and industrial effluent discharged. Logbook for the same shall be maintained by unit.
10. The unit shall maintain daily record/log book of raw material (waste paper) consumption, chemical consumption (process & ETP separately), paper production, energy consumption (process & ETP separately).
11. Sampling points should be installed at ETP inlet, ETP outlet, effluent recirculation lines and at other points as deemed necessary.
12. The unit shall install OCEMS at ETP outlet for the parameters flow, pH, TSS, BOD & COD and provide connectivity with CPCB and SPCB server as per the guidelines issued by CPCB.
13. The unit will ensure the continuous and uninterrupted data supply from the OCEMS to the CPCB and SPCB server and periodic calibration of OCEMS.
14. **For Wood based/Agro based paper mill:**
- The unit shall install Chemical Recovery System for management of black liquor. Appropriate black liquor spillage system should be available to prevent its escape along with other effluent streams.
  - The unit should maintain log book of Chemical Recovery System indicating quantity of black liquor processed, white liquor generated, soda ash produced (if applicable), running hours etc.
  - In case of any discharge of Black Liquor from the unit the Consent to Operate/Authorization (CCA) issued to the unit shall stand withdrawn with immediate effect.**
15. The unit shall have adequate onsite environmental laboratory facility for qualitative analysis of different effluent stream. and manpower for monitoring and recording TSS, TDS, COD & BOD & MLSS level in ETP inlet and outlet on daily basis.
16. The unit shall set up an Environment Management Cell within unit as per the Charter.
17. The unit shall submit analysis report from the authorized laboratory for all parameters as mentioned for paper unit.

18. All flowmeter should be calibrated annually from recognized institutions/vendor.
19. The unit shall prepare material balance and water balance report annually.
20. The unit shall submit its ETP Adequacy Assessment Report to the concerned State Pollution Board (SPCB).
21. The unit shall get its ETP performance evaluated by a third party annually.
22. The unit shall identify recipient drains/rivulets and their u/s & d/s location in consultation with SPCB and shall carry out monthly monitoring of identified recipient drains at u/s & d/s location through lab recognized under Environment (P) Act, 1986 and shall submit the analysis report on monthly basis to SPCB.

**C. Domestic effluent/Sewage treatment and discharge: -**

1. This CCA is valid for the quantity of maximum daily domestic effluent/sewage discharge as mentioned below:

S No.	Details	Permitted
1.	Maximum daily discharge of sewage	20 KLD
2.	Treatment facility	SEPTIC TANK
3.	Discharge point	SEPTIC TANK

- \* In case of stoppage of functioning of STP, production has to be stopped immediately and this Board has to be intimated by fax/phone/email with a report in this regard to be dispatched immediately.
2. The domestic effluent should be treated in the sewage treatment plant so that it should be in conformity with the prescribed norms:

S.No	Parameter	Standard
------	-----------	----------

3. Flow measuring devices should be provided for measurement of quantity of sewage generated, sewage recycled (if any) and sewage discharged. Logbook for the same shall be maintained by unit.
4. Sampling points should be installed at STP inlet, STP outlet, recirculation lines and at other points as deemed necessary.
5. The unit shall maintain daily record/log book of chemical consumption in STP (if any), energy consumption of STP, STP sludge generation and disposal separately.
6. Unit shall explore the possibility to recycle the treated used water shall be utilized in gardening, irrigation, industrial utility and toilet flushing to minimize the fresh water consumption up to 20 % per year.
7. Separate arrangement should be made for collection of industrial and domestic effluent in closed water supply system.

**6. Cleaner Technology & Waste Minimization Practices:**

**Background:**

to take appropriate measures in a time bound manner through preparation of individual action plans and implementation of cleaner technology options by the Pulp & Paper mills. To facilitate the Pulp & Paper mills, a Charter for 'Charter for Water Recycling and Pollution Prevention in Pulp & Paper Industries' was formulated. Clean Technology measures mentioned hereunder are indicative of systems, processes and practices that are generally considered essential for achievement of the objectives of the Charter. However, individual unit may opt for technology actually required for implementation according to their requirement and circumstances like scale of operation, system configuration, products portfolio and raw materials etc. Unit shall ensure implementation of the following cleaner technology options within four to six months from the date of issuance of this CCA:

- a. Biomethanation of High Pollution Load Stream (like Raw material washings in agro based pulp and paper mills as well as High COD back water stream in RCF based Kraft Paper Mills operating on ZLD)
- b. Installation of Compressed Biogas System for converting raw biogas into compressed biogas to be used as fuel
- c. Oxygen Delignification & ECF bleaching for agro & wood based pulp and paper mills
- d. Use of jet aerators for improved biodegradation in aeration tank and increased DO level
- e. Press Washers in Pulp Washing to optimize water consumption acceptable under charter
- f. Sludge Drying Beds to be discontinued. Only sludge dewatering system, centrifuge etc
- g. Appropriate plastic waste disposal system to be installed by RCF based pulp and paper mills

- h. Closed loop fiber recovery and backwater system using poly disc filters or DAF (Dissolved Air Flootation) Units
7. **Environmental management system**
- i. Unit shall setup the environmental management cell including unit head, purchase/store manager, process operation head, ETP in charge to effectively monitoring of environmental compliance.
- ii. Unit shall setup the environmental laboratory for testing of minimum wastewater quality parameters like pH, TSS, BOD, COD, MLSS and DO, to effectively monitoring of ETP control parameters and ETP discharge norms.
8. **Air Pollution Mitigation**
- i. The unit shall use following fuel and install air pollution control device (APCD) of adequate capacity to comply with following:

S. No.	Equipment	Fuel	Stack height (m)	Air Pollution Control Device (APCD)	Stack Emission standards
1	1 X 55 TPH Boiler	Rice Husk/Low Sulphur Coal/Biofuel- 350 MT/Day (Only approved Fuel be permitted as per direction given by CAQM)	55 Meter Above Stack Height From Ground Level	Electro Static Precipitator (ESP)	AS PER CAQM DIRECTION
2	2 X 625 KVA DG Sets	CNG/PNG/Diesel - 1.0 KLD (Only approved Fuel be permitted as per direction given by CAQM)	AS PER E(P) RULES, 1986	Acoustic Enclosure	AS PER CAQM DIRECTION

- ii. Operation and maintenance of APCS shall be done in such a way that the emission generated from stacks is always within prescribed norms of the Board.
- iii. The unit shall ensure interlocking of air pollution control devices and production processes.
- iv. The unit shall operate in a manner so that all emissions be emitted through designated chimney/stack only.
- v. Unit <operating in NCR> shall comply with direction issued under Graded Response Action Plan (GRAP) time to time by Hon'ble Supreme Court & Commission for Air Quality Management in NCR and Adjoining Areas (CAQM).
- vi. If the CAQM in National Capital Region and Adjoining areas, CPCB or SPCB issues the Closure order against the unit <operating in NCR> the consent shall automatically remain suspended for that period and after ensuring compliance and after the closure order is revoked the consent shall automatically become effective.
9. **Noise Pollution Mitigation:**
- i. Noise from the D.G. Set and other source(s) should be controlled by providing an acoustic enclosure as is required for meeting the ambient noise standards for night and day time as prescribed for respective areas/zones (Industrial and Commercial) which are as follows: -

Standards for Noise level in db.(A) Leq			
Industrial Area		Commercial Area	
Day	Night	Day	Night
75	70	65	55

**Day time:** from 6.00 a.m. to 10.00 p.m., **Night time:** from 10.00 p.m. to 6.00 a.m.

- ii. The unit shall take adequate measures to control of noise from its own source so as to comply with the standards as may be applicable.
- iii. The unit shall provide acoustics enclosure on DG sets as per Environment (Protection) Rules, 1986.

- iv. The unit shall provide ports in the chimney/stack and facilities such as ladder, platform etc. as per requirement for monitoring the air emissions and the same shall be open for inspection and use at all time) by the Board's staff, the chimney/stack attached to various sources of emission shall be designated by number such as S-1, S-2 etc. and these shall be painted/ displayed to facilitate identification.
10. **Conditions under Hazardous and Other Wastes (Management and Transboundary Movement) Rules, 2016: -**
1. Number of authorisation and date of issue :2018-02-22
  2. Reference of application (No. and date)9957/2018-02-22 :
  3. R9957 of asd is hereby granted an authorisation based on the enclosed signed inspection report for generation, collection, reception, storage, transport, reuse, recycling, recovery, pre-processing, coprocessing, utilisation, treatment, disposal or any other use of hazardous or other wastes or both on the premises situated atasd

S No.	Category of Hazardous Waste as per the Schedules I,II and III of these rules	Authorized mode of disposal or recycling or utilization or co-processing, etc.	Quantity (ton/annum)
1	CATEGORY 5.1 AS PER SCHEDULE I (USED OR SPENT OIL)	THROUGH TSDF	1.20 KL/ANNUM
2	CATEGORY 5.2 AS PER SCHEDULE I (WASTES OR RESIDUES CONTAINING OIL)	THROUGH TSDF	1.20 KL/ANNUM

4. The authorisation shall be valid for a period of
5. The authorisation is subject to the following general and specific conditions
6. (Please specify any conditions that need to be imposed over and above general conditions, if any):  
**General conditions of authorisation:**
  1. The authorised person shall comply with the provisions of the Environment (Protection) Act, 1986, and the rules made there under.
  2. The authorisation or its renewal shall be produced for inspection at the request of an officer authorised by the State Pollution Control Board.
  3. The person authorised shall not rent, lend, sell, transfer or otherwise transport the hazardous and other wastes except what is permitted through this authorisation.
  4. Any unauthorised change in personnel, equipment or working conditions as mentioned in the application by the person authorised shall constitute a breach of his authorisation.
  5. The person authorised shall implement Emergency Response Procedure (ERP) for which this authorisation is being granted considering all site specific possible scenarios such as spillages, leakages, fire etc. and their possible impacts and also carry out mock drill in this regard at regular interval of time;
  6. The person authorised shall comply with the provisions outlined in the Central Pollution Control Board guidelines on "Implementing Liabilities for Environmental Damages due to Handling and Disposal of Hazardous Waste and Penalty"
  7. It is the duty of the authorised person to take prior permission of the State Pollution Control Board to close down the facility.
  8. The imported hazardous and other wastes shall be fully insured for transit as well as for any accidental occurrence and its clean-up operation.
  9. The record of consumption and fate of the imported hazardous and other wastes shall be maintained.
  11. The hazardous and other waste which gets generated during recycling or reuse or recovery or preprocessing or utilisation of imported hazardous or other wastes shall be treated and disposed of as per specific conditions of authorisation.
  12. The importer or exporter shall bear the cost of import or export and mitigation of damages if any.
  13. An application for the renewal of an authorisation shall be made as laid down under these Rules.
  14. Any other conditions for compliance as per the Guidelines issued by the Ministry of Environment, Forest and Climate Change or Central Pollution Control Board from time to time.

15. Annual return shall be filed by June 30th for the period ensuring 31st March of the year.

**General Conditions:**

1. The Board reserves the right to revoke/add/modify any stipulated condition issued along with CCA at any given time, as may be necessary.
2. In the event of issuance of Closure Direction by CPCB or SPCB to the unit, this CCA shall be deemed revoked during the closure period.
3. If the unit has been issued Show Cause Notice by CPCB or SPCB, compliance has to be achieved within 45 days by the unit. However, if not revoked within 45 days, the Show Cause Notice shall be considered as a Closure direction.
4. In case of non-functioning of ETP and/or STP, production has to be stopped immediately and this Board has to be intimated through a report to be dispatched by fax/phone/email immediately.
5. In case of stoppage of functioning of air pollution control equipment, production has to be stopped immediately and this Board has to be intimated by fax/phone/email with a report in this regard to be dispatched immediately.
6. This CCA is valid only for products and quantity mentioned in Para 2. Unit shall obtain prior approval before making any modification in product/ process/ fuel/ plant machinery failing which consent shall be deemed revoked.
7. Compulsory documents to be submitted by the Unit: -
  - (i). Annual return in Form-4 and Waste Disposal Manifest in Form-10 under Hazardous and Other Wastes (Management and Transboundary Movement) Rules, 2016, and third party audit report.
  - (ii). Environment Statement in form – V of Environment (Protection) Rule, 1986.
  - (iii). Quarterly compliance report of the CCA, photograph of ETP/APCs/Waste Storage Area.
8. The unit shall submit Latest copy of Audited Balance Sheet/C.A. Certificate (Fixed Assets+ Current Assets- Current Liabilities) of the unit at the end of each financial year so the Consent fee payable by the unit may be verified.
9. The unit shall submit Quarterly compliance report of the CCA, photograph of ETP/APCs/Waste Storage Area, Quarterly analysis reports of the samples of effluent, emission, hazardous wastes and ETP sludge from NABL accredited and EPA recognized laboratory.
10. The unit shall inform in advance to SPCB/take prior permission of the SPCB to close manufacturing/production.
11. The unit shall submit calibration certificate of OCEMS at least once in a year to SPCB.
12. made thereunder.
13. If unit is found temporary closed (for the last 24 hour) during inspection and prior intimation of closure is not given by the unit, revocation of the CCA will be initiated as per the law.
14. The unit shall apply before the 60 days of expiry of CCA or any change in production types/production capacity/manufacturing process/capacity enhancement/ outlet for the discharge of effluent or gases emission or sewage waste from the unit etc. or any change in effluent discharge point or emission point.
15. In case of occurrence of an accident, complete details on form must be sent to State Pollution Control Board at the earliest along with details of mitigative and remedial measures taken.
16. The unit shall provide ports in the chimney/stack and facilities such as ladder, platform etc. as per requirement for monitoring the air emissions and the same shall be open for inspection and use at all time) by the Board's staff, the chimney/stack attached to various sources of emission shall be designated by number such as S-1, S-2 etc. and these shall be painted/ displayed to facilitate identification.
17. The modification or installation in the existing pollution control equipments should be done only by prior approval of Board.
18. The unit will have to deposit the revised fee whenever it is notified.
19. Unit is covered under GPI and situated in the catchment area of River Ganges. Hence during Magh mela, unit shall immediately comply with the directions issued by the Board related to operation or temporary closure of the unit.
20. Unit shall abide by the directions/ guidelines given by Hon'ble Courts, MoEF&CC and CPCB/SPCB for protection and safe guard of environment from time to time.

21. Unit shall comply the conditions of Environment Clearance issued by State Level Environment Impact Assessment Authority vide letter no. and dated and Consent to establish (CTE) issued by Board vide letter no.
22. The unit shall develop plantation of tall trees of suitable species on minimum 33% of the land on which the unit is established as per the guidelines set up by the Board vide its Office Order no dated. The copy of this guideline is available at URL <http://www...>
23. Whenever due to any accident or other unforeseen act or event, such emission occurs or is apprehended to occur in excess of standards laid down, such information shall be reported to the Board's offices and all other concerned offices. In case of failure of pollution control equipment, the production process connected to it shall be stopped with immediate effect.
24. The person authorized shall implement Emergency Response Procedure (ERP) for which this CCA is being granted considering all site specific possible scenarios such as spillages, leakages, fire etc. and their possible impacts and also carry out mock drill in this regard at regular interval of time.
25. The authorized agency shall ensure that on-line data with regard to quantity and nature of hazardous chemicals being handled in the plant, including waste water and air emission and solid hazardous waste generated within the factory premises is displayed on Display Board of size 6x4 feet outside the main factory gate within premises.
26. The unit shall maintain and provide 'Inspection Book' at the time of inspection to the Board's officials.
27. The unit shall provide uninterrupted accessibility to the STP's/ETP's inlet and outlet points, Air Pollution Control equipment and stack for smooth sampling/monitoring of pollution control measures.
28. The unit shall maintain good house-keeping. All valves/pipes/sewer/drains etc. must be leak-proof. This consent is being issued with the permission of competent authority.

#### **Specific Conditions:-**

1. This CTO is valid only for the production capacity of White Paper/Cup Stock/Kraft Paper/Duplex Board- 525 MT/Day and TURBINE OF CAPACITY- 6.0 MW by using Waste Paper or Dry (Readymade) Pulp- 618 MT/Day only at site 8th KM STONE, JANSATH ROAD, DISTRICT- MUZAFFARNAGAR, U.P., PIN-251001.
2. Earlier The Board has issued a CTO vide Ref No. - 147488/UPPCB/MuzaffarNagar (UPPCBRO)/CTO/air/MUZAFFARNAGAR/2022, Dated : 20/01/2022 and Ref No. - 147491/UPPCB /MuzaffarNagar(UPPCBRO)/CT O/water/MUZAFFARNAGAR/2022, Dated : 20/01/2022 is revoked.
3. The Industry must install STP for treatment of domestic sewage 25 KLD and submit the proposal for same within one month to the Board,
4. The industry shall submit a proof of Bank Guarantee submitted in the Board, if not then submit the Bank Guarantee as per CTE issued to unit on 17.11.2023 within a month.
5. Unit must submit balance fee of Rs. 80,000/- in the Board for CCA application within 15 days of issuing this certificate.
6. The industry must comply the condition of NOC issued to unit from the UPGWD for abstraction of ground water.
7. In case of any change in production capacity/ process/raw materials use etc. the industry will have to intimate the Board. For any enhancement of the above, fresh Consent to Establish has to be obtained from U.P. Pollution Control Board.
8. Unit must ensure strict time bound compliance of suggestion/recommendation of "Charter for Water Recycling & Pollution Prevention in Pulp and Paper Industries" formulated by CPCB.
9. No plant and machinery shall be allowed to install in the industry without obtaining prior CTE from UPPCB.
10. Industry shall submit Stack Emission/Ambient Air Quality Monitoring/Analysis report from Boards Laboratory, after issuing this certificate within one month and on quarterly basis from a certified / approved laboratory under E.P. Act 1986 to the Board by LIMS Portal.
11. In compliance of the Central Pollution Control Board letter no. F. No. B-

190193/WQMII/CPCB/P&P/14212 dated 08/12/2017, the industry will follow the Effluent discharge standards as notified under the Environment (Protection) Rules, 1986 and only the treated effluent meeting the effluent discharge norms notified under the Environment (Protection) Rules, 1986 is allowed to discharge.

12. The unit will not use agro based raw materials in the production process.

13. The unit shall maintain strict supervision upon fluctuations in operating parameters with respect to each treatment unit of the Effluent treatment plant.

14. The Unit shall install Piezometer for measurement of ground water level and the data generated from Piezometer will be provided to the SPCB on monthly basis.

15. Industry shall install/maintain Online Continuous Effluent and emission Monitoring System (OCEMS) on ETP and stack & connect it with SPCBs and CPCB server, before start of production as per the direction of CPCB.

16. The industry shall install electromagnetic flow meter at water source and outlet of ETP, and maintain the records of water abstracted and recycled treated effluent. The treated effluent from the Effluent Treatment Plant shall be used completely in the manufacturing process.

17. The unit shall ensure deployment of qualified manpower to step up self monitoring mechanism on 24 x 7 basis.

18. If the CPCB or UPPCB issues the Closure order against the industry this consent order stands automatically suspended for that period.

19. Any source of emission other than that mentioned in the Air consent seeking application will not be permitted by the Board.

20. The industry shall operate as per norms by CAQM/CPCB 1 X 55 TPH Boiler installed with Electro Static Precipitator (ESP) and 55 Meter stack height from ground level. Fuel Boiler is Rice Husk/Low Sulphur Coal/ Biofuel- 350 MT/Day. Unit also operate 2 X 625 KVA DG Sets with Acoustic Enclosure and stack height as per Board norms. Fuel for DG set is CNG/PNG/Diesel- 1.0 KLD. Only approved Fuel be permitted as per direction given by CAQM.

21. The APCS will be maintained and operated in such a manner that emissions always conform to the standard laid down under the E.P Act 1986 as amended.

22. As per the directions given by Commission for Air Quality Management in National Capital Region and Adjoining Areas vide its letter no-A-110018/01/2021-CAQM, dated-04.02.2022, industry shall under all circumstances completely switch over to PNG or Bio Fuels latest by 30.09.2022. Industry should switch over to PNG Fuel as soon as PNG supply is available in the area. Unit must use Rice Husk/Biomass/Agriculture Refuse/Bio Fuel Pellets/Bio Briquettes as per direction given by CAQM.

23. Unit shall comply with direction issued under Graded Response Action Plan (GRAP) time to time by Hon'ble Supreme Court & Commission for Air Quality Management in NCR and Adjoining Areas (CAQM).

24. Operation and maintenance of APCS shall be done in such a way that the emission generated from stacks is always within prescribed norms of the Board.

25. Unit shall comply with the CAQM (Commission for Air Quality Management in NCR and Adjoining Areas) direction no. 53 and 62 and other direction issued time to time regarding use of cleaner fuel.

26. Unit shall comply with the CAQM (Commission for Air Quality Management in NCR and Adjoining Areas) direction no. 55, 62 & 68 regarding DG sets.

27. The unit shall be monitored all sources of emissions from Boiler/Thermopack etc. after fuel conversion from Regional Laboratories, UPPCB on payment basis within a month. To ensure emissions parameters as per CAQM order.

28. DG sets under 800 KW have been fitted with Dual fuel system (70 % Gas + 30 % Diesel). For Capacity of DG Sets (>298 kW to <800 kW)' where authorised/certified agencies for RECDs are still not available provision of dual fuel system (70 % Gas + 30 % Diesel) in such DG Sets shall be considered as part

compliance of the Directions No 54 to 57 dated 08.02.2022 and use of DG Sets shall be permitted for maximum 01 hour per day till September 30, 2023, in areas where gas infrastructure is available' as one-time as per CAQM direction dated-16.12.2022.

29. The industry should ensure the operation of the Air Pollution Control System (APCS) in such a manner that the air emission conforms with the standards prescribed under the E.P Act 1986 as amended.

30. The dying, bleaching and deinking process are not allowed in the production process of the unit. The unit will not use agro based raw materials in the production process.

31. The industry shall comply with various provisions of Air (Prevention and Control of Pollution) Act 1981 as amended, Water (Prevention and Control of Pollution) Act 1974 as amended and all other applicable rules notified under E.P. Act 1986 and the various orders issued by the MOEF&CC, CPCB and SPCB in time to time .

32. The use of Pet coke and Furnace oil as a fuel in the factory is restricted in compliance of the Hon'ble Supreme court order till further direction.

33. Fly ash shall be stored separately as per CPCB guidelines so that it should not adversely affect the air quality, becoming air borne by wind or water regime during rainy season by flowing along with storm water. Direct exposure of workers to fly ash & dust shall be avoided.

34. The Industry will use minimum 20% Bio Briquette as fuel in the Boiler depending upon its availability.

35. The industry shall obtain prior consents in the event of any addition of new emission generation sources such as- Boiler/ Furnace/ Heaters/ D.G. Sets or alteration of existing emission sources in accordance with section- 21/22 of air Act 1981 (as amended respectively).

36. Industry shall submit Environmental Statement in prescribed form V as per rule no.14 of E.P Rules 1986.

37. The industry shall ensure provisions of Roof Top Rain Water Harvesting system and Ground Water Recharging Proposal/compliance report should be sent to the Board within One month.

38. The industry shall provide adequate arrangement for fighting the accidental leakages/ discharge of any air pollutant/gas/liquid from the vessel, machinery etc. which are likely to cause fire hazard including environmental pollution.

39. This consent is valid only for products and quantity mentioned above. Industry shall obtain prior approval before making any modification in product/process /fuel/ Plant machinery failing which consent would be deemed void.

40. Industry shall abide by orders / directions issued by Hon'ble Supreme Court Hon'ble High Court, Hon'ble National Green Tribunal, Central Pollution Control Board and U.P Pollution Control Board for protection and safe guard of environment from time to time.

41. Industry shall comply with various Waste Management Rules as notified by MoEF &CC i.e. Plastic Waste Management Rules, 2016, Solid Waste Management Rules, 2016, Hazardous and Other Wastes (Management and Transboundary) Rules, 2016, E-waste (Management) Rules, 2016, Construction and Demolition Waste Management Rules, 2016, Battery Rules 2000 and Noise Pollution (Regulation and Control) Rule, 2000.

42. The unit shall submit the audited balance sheet for the current year.

43. The industry shall establish Miyawaki forest inside the factory premises in sufficient area the treated effluent from the ETP shall be used for forestation/irrigation within premises.

44. Minimum 33% of the land on which industry is established will be covered by the plantation of tall trees of suitable species as per the guidelines set up by the Board vide its Office Order no.H16405/220/2018/02 dt. 16/02/2018. The copy of this guideline is available at URL [http://www.uppcb.com/pdf/Green-Belt-Guide\\_160218.pdf](http://www.uppcb.com/pdf/Green-Belt-Guide_160218.pdf).

45. The unit will submit the proof of depositing the requisite processing fees of application in a month otherwise this authorization will stand automatically cancelled.

46. The wastes must be safely collected in leak proof containers and shall be duly marked in a manner suitable for handling, storage and transport and the packaging shall be easily visible and be able to withstand

physical conditions and climatic factors. All hazardous waste containers/bags shall be provided with a general label as given in Form 8. The storage area should be at an isolated spot in the premises and must be fenced, covered and duly marked.

47. The authorized person/agency shall ensure that no adverse impact on the air, soil and water including groundwater takes place due to activities for which authorization has been requested.

48. Comprehensive safety measures must be followed in handling of wastes and the staff must be properly trained.

49. It is brought to your notice that as per the order dated 14.11.2003 passed by the Hon'ble Supreme Court in W.P. (c) 657 of 1995, no industry covered under Hazardous Waste (Management and Handling) Rules, 1989 (as amended) shall be allowed to operate without valid authorisation. It is also provided in the same order that industries which are not complying with the conditions shall not be allowed to operate. Hence in case you fail to apply for authorisation before its expiry or fails to comply with conditions of the earlier authorisation issued to you, closure order shall be issued against your industry without any further notice.

50. The applicant must file returns on prescribed Form 4 along with a compliance report of this letter. You should also maintain records on Form-3 and present it to Board's inspecting officials.

51. In case of occurrence of an accident, complete details on Form-11 must be sent to U.P. Pollution Control Board at the earliest along with details of mitigative and remedial measures taken.

52. It is also the mandatory duty of the occupier of industry as well as operator of a facility to develop suitable waste treatment and disposal facility and the design of the facility must be approved by the Board. Details along with the project report must be sent in this regard within fifteen days of receipt of this letter, otherwise the industry shall become member of a common TSDF and the industry shall start sending the Hazardous waste already stored along with the Hazardous waste generated at present at this TSDF. The proof of valid membership of TSDF along with proof of disposal of hazardous waste to TSDF shall be sent to U.P. Pollution Control Board within three months.

53. The authorised person shall not receive, collect, or store any hazardous waste from any unauthorised occupier or generator of hazardous wastes. In case any hazardous wastes is sold to any other reprocessing unit it must be ensured that such unit is fully complying with environmental requirements and has a valid authorisation of the Board.

54. In no case any hazardous wastes shall be disposed off on land, in any drain or stream. All spillages of hazardous chemicals, used containers of hazardous chemicals such as flammable, corrosive, explosive and toxic nature must be safely collected and stored. Non-compatible wastes must be suitably and safely handled.

55. Proposal regarding waste minimization and reuse of wastes must be sent. Details of any recovery/ reuse system must be sent within two months.

56. It is within the powers and functions of the U.P. Pollution Control Board to suspend/ cancel the authorization issued under the Rule- 6(2) of The Hazardous and Other Wastes (Management and Transboundary Movement) Rules, 2016.

57. The stored waste shall not be taken out of the storage area except with the written permission of the State Pollution Control Board in this regard.

58. You are directed to display online data outside the main factory gate with regards to quantity and nature of hazardous chemicals being handled in the plant including waste water and air emissions and solid hazardous waste generated within the factory premises. Necessary compliance should be sent within fifteen days of receipt of this letter.

59. It is the mandatory duty of the authorised person to comply with the guideline for transportation of hazardous waste in accordance with Rule 18 of The Hazardous and Other Wastes (Management and Transboundary Movement) Rules, 2016. Guidelines in this regard have been issued by Central Pollution Control Board from time to time.

60. You are directed to provide the complete details regarding the quantity of hazardous waste stored in the

factory premises within a month.

61. You are directed to provide all hazardous waste generated in the factory to any TSDF operating in the state for the treatment and disposal and send the compliance report to the U.P. Pollution Control Board at the earliest.

62. Status report of hazardous waste stored in premises available storage capacity and future action plan for permanent safe disposal of hazardous waste shall be submitted within one month.

63. Ground water monitoring report of premises shall be submitted within one month.

64. Industry will follow the various provisions of the Hazardous and Other Wastes (Management and Transboundary Movement) Rules, 2016.

65. The authorised actual user of hazardous and other wastes shall maintain records of hazardous and other wastes purchased in a passbook issued by the State Pollution Control Board along with the authorisation.

**PRADEEP SHARMA**  
Digitally signed by PRADEEP SHARMA  
Date: 2024.01.30 12:08:22 +05'30'

**Chief Environmental Officer (Circle 3)**

Copy to:

Regional Officer, U.P. Pollution Control Board, MuzaffarNagar to ensure the compliance of the conditions imposed in the certificate.

**PRADEEP SHARMA**  
Digitally signed by PRADEEP SHARMA  
Date: 2024.01.30 12:08:50 +05'30'

**Chief Environmental Officer (Circle 3)**



ANNEXURE-1 - R21/c(colly)  
12/15  
**GROUND WATER DEPARTMENT**  
(Namami Gange & Rural Water Supply Department)  
Ministry of Jal Shakti  
Government of Uttar Pradesh

26

Form 8 (C)

[See Rule 8(1)]

**AUTHORIZATION/ NO-OBJECTION CERTIFICATE FOR SINKING OF NEW / EXISTING WELL  
FOR INDUSTRIAL/ COMMERCIAL/ INFRASTRUCTURAL OR BULK USER OF GROUND  
WATER**

[Under Section 14 of the Uttar Pradesh Ground Water Management and Regulation Act, 2019.]

AUTHORIZATION/ NO-OBJECTION CERTIFICATE NO: NOC013915

VALID FROM 20/02/2023 TO 19/02/2028

{UIS10(1) of the Uttar Pradesh Ground Water Management and Regulation Act, 2019}

Registration No.: 202301000524

Name of the Owner	SURYA PRAKASH SINHA	Company Name	GENUS PAPER AND BOARDS LIMITED
Designation पद	GENERAL MANAGER	कंपनी का नाम	AND BOARDS LIMITED
Company Address कंपनी का पता	8TH KM STONE JANSATH ROAD MUZAFFARNAGAR - 251001-	Authorization Letter प्राधिकार पत्र	Download
Address of the Applicant	8TH KM STONE ROAD, MUZAFFARNAGAR	Application No.	MZFN0123NIN0146
Date of Submission	22/01/2023	Specimen Signature	
<b>Location Particulars</b>			
District	Muzaffar Nagar	Block	KUKDA SADAR
Plot No./Khasra No.	1403F	Municipality/Corporation	No
Ward No./Holding No.			N/A

**Particular of the Proposed Well and Pumping Device**

Date of Construction/Sinking of the Well	10/04/2022		
Type of Well	Tube Well/Boring	Depth of the Well (In meter)	40.00
Purpose of well	Industrial	Assembly Size(For Tube Well)	
<b>Strainer Position (For Tube Well)</b>			
Type of Pump Used	Submersible	H.P. of the Pump	25.00
Operational Device	Electric Motor	Rate of Withdrawal (m <sup>3</sup> /hr.)	90.00
Date of Energization (In Case of Electric Pump)			10/04/2022
Maximum Allowable Rate of Withdrawal (m <sup>3</sup> /hr.):	90.00	Maximum Allowable Running Hours Per Day:	7.00
Maximum Allowable Annual Extraction of Ground Water:	207900.00	Recharge Required	69923.00

- This No-Objection certificate authorizes the owner applicant (user) to utilize well in the location specified at Sl. (2) for extraction of ground water at a rate not exceeding that as shown at Sl. (3j), for Running Hours per day as shown at Sl. (3k), and for maximum allowable annual extraction of ground water as shown at Sl. (3k) and is valid subject to the observance of the conditions stated overleaf.
- Holder of this NOC is hereby directed to assure annual recharge of 69923.00 cubic meter, as specified under the application form within the given time period.

**GENERAL CONDITIONS:**

- Holder of this NOC is hereby directed to fill from 1(A) for registering his/her well within 90 days as mentioned in application form shall only started after registration of his/her NOC.
- In case of any change of ownership of the proposed well, fresh authorization has to be obtained.
- All Users abstracting ground water in excess of 100 m3/d shall be required to submit impact assessment report prepared by an accredited consultant from CGWA and National Accreditation Board for Education and Training (NABET). The report should highlight environmental risks and proposed management strategies to overcome any significant environmental issues such as ground water level decline, land subsidence etc. within three months of completion of the same to Ground Water Department Uttar Pradesh. The list of accredited Individuals/ Institutions is available on the official web-portal of CGWA.
- For the purpose of measuring and recording the quantity of ground water extracted, every said user shall affix digital water flow meters (conforming to BIS/ IS standards) having telemetry system in the abstraction structure, which record rate and quantum of extraction, at outlet of pumping devices and it shall be presumed that the quantity recorded by the meter has been extracted by the said user, until the contrary is proved. The rate of extraction of ground water from the well shall not exceed to the recorded rate from water meters
- The concerned Authority reserves the right to stop extraction of ground water from the well due to quality hazards or any other reasons, if the situation so demands
- In case of any change of ownership of the existing well, fresh registration has to be obtained.
- No change of location, design, rate of withdrawal and pumping device in respect of the existing well of this certificate shall be made without prior permission of the Competent Authority. Any deviation in this regard shall lead to cancellation of this registration
- In case, any of the particulars / information furnished by the applicant in his application for issuance of this registration is found to be incorrect during verification at any subsequent stage, this registration is liable for cancellation.
- The Certificate of Authorization/ NOC shall be valid for a period of five years from the date of issue. The applicant shall have to apply for renewal through a fresh application, at least ninety days prior to expiry of its validity.
- Construction of piezometers and installation of digital water level recorders with telemetry shall be mandatory for user. Depth and zone tapped of piezometer should be commensurate with that of the pumping well. The data, obtained from digital water level recorders shall be made available to this office on monthly basis
- Guidelines for installation of Piezometers and their Monitoring

Piezometer is a borewell / tubewell used only for measuring the water level by lowering the tape/ sounder or automatic water level measuring equipment. It is also used to take water sample for water quality testing when ever needed. General guidelines for installation of piezometers are as follows:

- The piezometer is to be installed/constructed at the minimum of 50 m distance from the pumping well through which ground water is being withdrawn. The diameter of the piezometer should be about 4" to 6".
- The depth of the piezometer should be same as is case of the pumping well from which ground water is being abstracted. If, more than one piezometers are installed the second piezometer should monitor the shallow ground water regime. It will facilitate shallow as well as deeper ground water aquifer monitoring.
- No. of piezometers to be constructed & Type of water level monitoring mechanism shall be as per below table:

S.No	Quantum of Ground water withdrawal (cum/day)	No.of piezometers required	Monitoring Mechanism	
			Manual	DWLR with Telemetry
1	< 10	0	0	0
2	11 - 50	1	1	0
3	50- 500	1	0	1
4	> 500	2	0	2

- The measuring frequency should be monthly and accuracy of measurement should be up to cm. the reported measurement should be given in meter upto two decimal.
- For measurement of water level sounder or automatic water level recorder (AWLR)/ Digital Automatic water level recorder (DWLR) with telemetry system should be used for accuracy.
- The measurement of water level in piezometer should be taken, only after the pumping from the surrounding tube wells has been stopped for about four to six hours.
- All the details regarding coordinates, reduced level (with respect to mean level), depth, zone taped and assembly lowered should be provided for bringing the piezometer into the Hydrograph Monitoring System for Ground Water Department, Uttar Pradesh, and for its validation.
- The ground water quality has to be monitored twice in a year during pre-monsoon (May/June) and post-monsoon (October/November) periods. Quality may be got analyzed from NABL approved lab. Besides, one sample (1 lt capacity bottle) to the concerned Director, Ground Water Department, Uttar Pradesh, for chemical analysis.
- A Permanent display board should be installed at piezometer/Tube wells site for providing the location, piezometer/ tube well number, depth and zone tapped of piezometer/tube well for standard referencing and identification.
- Any other site specific requirement regarding safety and access for measurement may be taken care of.
- Any other condition(s) that may be imposed by the concerned Authority.

- In case, any of the particulars / information furnished by the applicant in the application for issuance of this permit is found to be incorrect during verification at any subsequent stage, this permit is liable for cancellation.

1217

28

• **SPECIFIC CONDITIONS:**

- **(A) For Industrial User:** No Objection Certificate for ground water extraction by industries shall be granted subject to the following specific conditions:
  - i) No Objection Certificate shall be granted only in such cases where local government water supply agencies are not able to supply the desired quantity of water.
  - ii) All industries shall be required to adopt latest water efficient technologies so as to reduce dependence on ground water resources.
  - iii) All industries abstracting ground water in excess of 100 m<sup>3</sup>/d shall be required to undertake annual water audit through Confederation of Indian Industries (CII)/ Federation Indian Chamber of Commerce and Industry (FICCI)/ National Productivity Council (NPC)/ PHD Chamber of Commerce & Industries / Laghu Udyog Bharati certified auditors and submit audit reports within three months of completion of the same to Ground Water Department Uttar Pradesh. All such industries shall be required to reduce their ground water use by at least 20% over the next five years through appropriate means.
  - iv) Construction of observation well(s) (piezometer)(s) within the premises and installation of appropriate water level monitoring mechanism as mentioned in General Condition no.10 shall be mandatory for industries drawing/ proposing to draw more than 10 m<sup>3</sup> /day of ground water and. Monitoring of water level shall be done by the project proponent. The piezometer (observation well) shall be constructed at a minimum distance of 50 m from the bore well/production well. Depth and aquifer zone tapped in the piezometer shall be the same as that of the pumping well/ wells. Monthly water level data shall be submitted online to the Ground Water Department, UP.
  - v) The proponent shall be required to adopt roof top rain water harvesting/ recharge in the project premises. Industries which are likely to pollute ground water (chemical, pharmaceutical, dyes, pigments, paints, textiles, tannery, pesticides/ insecticides, fertilizers, slaughter house, explosives etc.) shall store the harvested rain water in surface storage tanks for use in the industry.
  - vi) Injection of treated/ untreated waste water into aquifer system is strictly prohibited.
  - vii) Industries which are likely to cause ground water pollution e.g. Tanning, Slaughter Houses, Dye, Chemical/ Petrochemical, Coal washeries, other hazardous units etc. (as per CPCB list) need to undertake necessary well head protection measures to ensure prevention of ground water pollution.
- **(B) Infrastructural User:** The No Objection Certificate for ground water abstraction will be granted subject to the following specific conditions:
  - i) In case of infrastructure projects that require dewatering, proponent shall be required to carry out regular monitoring of dewatering discharge rate (using a digital water flow meter) and submit the data online to Ground Water Department, UP as applicable. Monitoring records and results should be retained by the proponent for two years, for inspection or reporting as required by District Ground Water Management Council.
  - ii) Installation of Sewage Treatment Plants (STP) shall be mandatory for new projects, where ground water requirement is more than 20 m<sup>3</sup> /day. The water from STP shall be utilized for toilet flushing, car washing, gardening etc

Date :25/03/2023

Place:Muzaffar Nagar

**This certificate is electronically generated and does not require digital signature**



**1218**  
**GROUND WATER DEPARTMENT**  
(Namami Gange & Rural Water Supply Department)  
Ministry of Jal Shakti  
Government of Uttar Pradesh

(29)

Form 8 (C)  
[See Rule 8(1)]

**AUTHORIZATION/ NO-OBJECTION CERTIFICATE FOR SINKING OF NEW / EXISTING WELL  
FOR INDUSTRIAL/ COMMERCIAL/ INFRASTRUCTURAL OR BULK USER OF GROUND  
WATER**

[Under Section 14 of the Uttar Pradesh Ground Water Management and Regulation Act, 2019.]

AUTHORIZATION/ NO-OBJECTION CERTIFICATE NO: NOC016149  
VALID FROM 18/12/2021 TO 17/12/2026

(UIS10(1) of the Uttar Pradesh Ground Water Management and Regulation Act, 2019)

Registration No.: 202103000376

<b>Name of the Owner</b>	SURYA PRAKASH SINHA	<b>Company Name</b>	GENUS PAPER AND BOARDS LIMITED
<b>Designation</b> पद	DIRECTOR	<b>कंपनी का नाम</b>	AND BOARDS LIMITED
<b>Company Address</b> कंपनी का पता	8th km stone jansath road, muzaffarnagar	<b>Authorization Letter</b> प्राधिकार पत्र	Download
<b>Address of the Applicant</b>	8TH KM STONE ROAD, MUZAFFARNAGAR	<b>Application No.</b>	MZFN1221NIN0081
<b>Date of Submission</b>	24/03/2021	<b>Specimen Signature</b>	
<b>Location Particulars</b>			
<b>District</b>	Muzaffar Nagar	<b>Block</b>	Municipal Corporation/Nagar Palika Parishad, Muzaffar Nagar
<b>Plot No./Khasra No.</b>	N/A	<b>Municipality/Corporation</b>	N/A
<b>Ward No./Holding No.</b>			N/A

**Particular of the Proposed Well and Pumping Device**

<b>Date of Construction/Sinking of the Well</b>	12/04/2021		
<b>Type of Well</b>	Tube Well/Boring	<b>Depth of the Well (In meter)</b>	40.00
<b>Purpose of well</b>	Industrial	<b>Assembly Size(For Tube Well)</b>	
<b>Strainer Position (For Tube Well)</b>			
<b>Type of Pump Used</b>	Submersible	<b>H.P. of the Pump</b>	25.00
<b>Operational Device</b>	Electric Motor	<b>Rate of Withdrawal (m<sup>3</sup>/hr.)</b>	90.00
<b>Date of Energization (In Case of Electric Pump)</b>		12/04/2021	
<b>Maximum Allowable Rate of Withdrawal (m<sup>3</sup>/hr.):</b>	90.00	<b>Maximum Allowable Running Hours Per Day:</b>	7.00

Maximum Allowable Annual  
Extraction of Ground Water: 207900.00

1219

Recharge Required 207900.00

30

- This No-Objection certificate authorizes the owner applicant (user) to <sup>1220</sup> use said well in the location specified at Sl. (2) for extraction of ground water at a rate not exceeding that as shown at Sl. (3j), for Running Hours per day as shown at Sl. (3k), and for maximum allowable annual extraction of ground water as shown at Sl. (3k) and is valid subject to the observance of the conditions stated overleaf.
- Holder of this NOC is hereby directed to assure annual recharge of 207900.00 cubic meter, as specified under the application form within the given time period.

**GENERAL CONDITIONS:**

- Holder of this NOC is hereby directed to fill from 1(A) for registering his/her well within 90 days as mentioned in application form shall only started after registration of his/her NOC.
- In case of any change of ownership of the proposed well, fresh authorization has to be obtained.
- All Users abstracting ground water in excess of 100 m3/d shall be required to submit impact assessment report prepared by an accredited consultant from CGWA and National Accreditation Board for Education and Training (NABET). The report should highlight environmental risks and proposed management strategies to overcome any significant environmental issues such as ground water level decline, land subsidence etc. within three months of completion of the same to Ground Water Department Uttar Pradesh. The list of accredited individuals/ institutions is available on the official web-portal of CGWA.
- For the purpose of measuring and recording the quantity of ground water extracted, every said user shall affix digital water flow meters (conforming to BIS/ IS standards) having telemetry system in the abstraction structure, which record rate and quantum of extraction, at outlet of pumping devices and it shall be presumed that the quantity recorded by the meter has been extracted by the said user, until the contrary is proved. The rate of extraction of ground water from the well shall not exceed to the recorded rate from water meters
- The concerned Authority reserves the right to stop extraction of ground water from the well due to quality hazards or any other reasons, if the situation so demands
- In case of any change of ownership of the existing well, fresh registration has to be obtained.
- No change of location, design, rate of withdrawal and pumping device in respect of the existing well of this certificate shall be made without prior permission of the Competent Authority. Any deviation in this regard shall lead to cancellation of this registration
- In case, any of the particulars / information furnished by the applicant in his application for issuance of this registration is found to be incorrect during verification at any subsequent stage, this registration is liable for cancellation.
- The Certificate of Authorization/ NOC shall be valid for a period of five years from the date of issue. The applicant shall have to apply for renewal through a fresh application, at least ninety days prior to expiry of its validity.
- Construction of piezometers and installation of digital water level recorders with telemetry shall be mandatory for user. Depth and zone tapped of piezometer should be commensurate with that of the pumping well. The data, obtained from digital water level recorders shall be made available to this office on monthly basis
- Guidelines for Installation of Piezometers and their Monitoring

Piezometer is a borewell /tubewell used only for measuring the water level by lowering the tape/ sounder or automatic water level measuring equipment. It is also used to take water sample for water quality testing when ever needed. General guidelines for installation of piezometers are as follows:

- The piezometer is to be installed/constructed at the minimum of 50 m distance from the pumping well through which ground water is being withdrawn. The diameter of the piezometer should be about 4" to 6".
- The depth of the piezometer should be same as is case of the pumping well from which ground water is being abstracted. If, more than one piezometers are installed the second piezometer should monitor the shallow ground water regime. It will facilitate shallow as well as deeper ground water aquifer monitoring.
- No. of piezometers to be constructed & Type of water level monitoring mechanism shall be as per below table:

S.No	Quantum of Ground water withdrawal (cum/day)	No.of piezometers required	Monitoring Mechanism	
			Manual	DWLR with Telemetry
1	< 10	0	0	0
2	11 - 50	1	1	0
3	50- 500	1	0	1
4	> 500	2	0	2

- The measuring frequency should be monthly and accuracy of measurement should be up to cm. the reported measurement should be given in meter upto two decimal.
- For measurement of water level sounder or automatic water level recorder (AWLR)/ Digital Automatic water level recorder (DWLR) with telemetry system should be used for accuracy.
- The measurement of water level in piezometer should be taken, only after the pumping from the surrounding tube wells has been stopped for about four to six hours.
- All the details regarding coordinates, reduced level (with respect to mean level), depth, zone taped and assembly lowered should be provided for bringing the piezometer into the Hydrograph Monitoring System for Ground Water Department, Uttar Pradesh, and for its validation.
- The ground water quality has to be monitored twice in a year during pre-monsoon (May/June) and post-monsoon (October/November) periods. Quality may be got analyzed from NABL approved lab. Besides, one sample (1 lt capacity bottle) to the concerned Director, Ground Water Department, Uttar Pradesh, for chemical analysis.
- A Permanent display board should be installed at piezometer/Tube wells site for providing the location, piezometer/ tube well number, depth and zone tapped of piezometer/tube well for standard referencing and identification.
- Any other site specific requirement regarding safety and access for measurement may be taken care of.
- Any other condition(s) that may be imposed by the concerned Authority.

- In case, any of the particulars / information furnished by the applicant in his application for issuance of this permit is found to be incorrect during verification at any subsequent stage, this permit is liable for cancellation.

1221

32

• **SPECIFIC CONDITIONS:**

- **(A) For Industrial User:** No Objection Certificate for ground water extraction by industries shall be granted subject to the following specific conditions:
  - i) No Objection Certificate shall be granted only in such cases where local government water supply agencies are not able to supply the desired quantity of water.
  - ii) All industries shall be required to adopt latest water efficient technologies so as to reduce dependence on ground water resources.
  - iii) All industries abstracting ground water in excess of 100 m<sup>3</sup>/d shall be required to undertake annual water audit through Confederation of Indian Industries (CII)/ Federation Indian Chamber of Commerce and Industry (FICCI)/ National Productivity Council (NPC)/ PHD Chamber of Commerce & Industries / Laghu Udyog Bharati certified auditors and submit audit reports within three months of completion of the same to Ground Water Department Uttar Pradesh. All such industries shall be required to reduce their ground water use by at least 20% over the next five years through appropriate means.
  - iv) Construction of observation well(s) (piezometer)(s) within the premises and installation of appropriate water level monitoring mechanism as mentioned in General Condition no.10 shall be mandatory for industries drawing/ proposing to draw more than 10 m<sup>3</sup> /day of ground water and. Monitoring of water level shall be done by the project proponent. The piezometer (observation well) shall be constructed at a minimum distance of 50 m from the bore well/production well. Depth and aquifer zone tapped in the piezometer shall be the same as that of the pumping well/ wells. Monthly water level data shall be submitted online to the Ground Water Department, UP.
  - v) The proponent shall be required to adopt roof top rain water harvesting/ recharge in the project premises. Industries which are likely to pollute ground water (chemical, pharmaceutical, dyes, pigments, paints, textiles, tannery, pesticides/ insecticides, fertilizers, slaughter house, explosives etc.) shall store the harvested rain water in surface storage tanks for use in the industry.
  - vi) Injection of treated/ untreated waste water into aquifer system is strictly prohibited.
  - vii) Industries which are likely to cause ground water pollution e.g. Tanning, Slaughter Houses, Dye, Chemical/ Petrochemical, Coal washeries, other hazardous units etc. (as per CPCB list) need to undertake necessary well head protection measures to ensure prevention of ground water pollution.
- **(B) Infrastructural User:** The No Objection Certificate for ground water abstraction will be granted subject to the following specific conditions:
  - i) In case of infrastructure projects that require dewatering, proponent shall be required to carry out regular monitoring of dewatering discharge rate (using a digital water flow meter) and submit the data online to Ground Water Department, UP as applicable. Monitoring records and results should be retained by the proponent for two years, for inspection or reporting as required by District Ground Water Management Council.
  - ii) Installation of Sewage Treatment Plants (STP) shall be mandatory for new projects, where ground water requirement is more than 20 m<sup>3</sup> /day. The water from STP shall be utilized for toilet flushing, car washing, gardening etc

Date :27/12/2021

Place:Muzaffar Nagar

**This certificate is electronically generated and does not require digital signature**



**1222**  
**GROUND WATER DEPARTMENT**  
(Namami Gange & Rural Water Supply Department)  
Ministry of Jal Shakti  
Government of Uttar Pradesh

33

Form 8 (C)  
[See Rule 8(1)]

**AUTHORIZATION/ NO-OBJECTION CERTIFICATE FOR SINKING OF NEW / EXISTING WELL  
FOR INDUSTRIAL/ COMMERCIAL/ INFRASTRUCTURAL OR BULK USER OF GROUND  
WATER**

[Under Section 14 of the Uttar Pradesh Ground Water Management and Regulation Act, 2019.]

AUTHORIZATION/ NO-OBJECTION CERTIFICATE NO: NOC024312  
VALID FROM 18/12/2021 TO 17/12/2026

{UIS10(1) of the Uttar Pradesh Ground Water Management and Regulation Act, 2019}

Registration No.: 202112000231

Name of the Owner	SURYA PRAKASH SINHA	Company Name	GENUS PAPER AND BOARDS LIMITED
Designation पद	DIRECTOR	कंपनी का नाम	AND BOARDS LIMITED
Company Address कंपनी का पता	8th km stone jansath road, muzaffarnagar	Authorization Letter प्राधिकार पत्र	Download
Address of the Applicant	8TH KM STONE ROAD, MUZAFFARNAGAR	Application No.	MZFN1221NIN0083
Date of Submission	11/12/2021	Specimen Signature	
<b>Location Particulars</b>			
District	Muzaffar Nagar	Block	Municipal Corporation/Nagar Palika Parishad, Muzaffar Nagar
Plot No./Khasra No.	1063	Municipality/Corporation	No
Ward No./Holding No.			N/A

**Particular of the Proposed Well and Pumping Device**

Date of Construction/Sinking of the Well	08/02/2021		
Type of Well	Tube Well/Boring	Depth of the Well (In meter)	40.00
Purpose of well	Industrial	Assembly Size(For Tube Well)	
<b>Strainer Position (For Tube Well)</b>			
Type of Pump Used	Ejector pump	H.P. of the Pump	25.00
Operational Device	Electric Motor	Rate of Withdrawal (m <sup>3</sup> /hr.)	90.00
Date of Energization (In Case of Electric Pump)			08/02/2021
Maximum Allowable Rate of Withdrawal (m <sup>3</sup> /hr.):	90.00	Maximum Allowable Running Hours Per Day:	7.00

Maximum Allowable Annual  
Extraction of Ground Water: 207900.00

1223

Recharge Required

207900.00

34

- This No-Objection certificate authorizes the owner applicant (user) to sink a well in the location specified at Sl. (2) for extraction of ground water at a rate not exceeding that as shown at Sl. (3j), for Running Hours per day as shown at Sl. (3k), and for maximum allowable annual extraction of ground water as shown at Sl. (3k) and is valid subject to the observance of the conditions stated overleaf.
- Holder of this NOC is hereby directed to assure annual recharge of 207900.00 cubic meter, as specified under the application form within the given time period.

**GENERAL CONDITIONS:**

- Holder of this NOC is hereby directed to fill from 1(A) for registering his/her well within 90 days as mentioned in application form shall only started after registration of his/her NOC.
- In case of any change of ownership of the proposed well, fresh authorization has to be obtained.
- All Users abstracting ground water in excess of 100 m<sup>3</sup>/d shall be required to submit impact assessment report prepared by an accredited consultant from CGWA and National Accreditation Board for Education and Training (NABET). The report should highlight environmental risks and proposed management strategies to overcome any significant environmental issues such as ground water level decline, land subsidence etc. within three months of completion of the same to Ground Water Department Uttar Pradesh. The list of accredited Individuals/ Institutions is available on the official web-portal of CGWA.
- For the purpose of measuring and recording the quantity of ground water extracted, every said user shall affix digital water flow meters (conforming to BIS/ IS standards) having telemetry system in the abstraction structure, which record rate and quantum of extraction, at outlet of pumping devices and it shall be presumed that the quantity recorded by the meter has been extracted by the said user, until the contrary is proved. The rate of extraction of ground water from the well shall not exceed to the recorded rate from water meters
- The concerned Authority reserves the right to stop extraction of ground water from the well due to quality hazards or any other reasons, if the situation so demands
- In case of any change of ownership of the existing well, fresh registration has to be obtained.
- No change of location, design, rate of withdrawal and pumping device in respect of the existing well of this certificate shall be made without prior permission of the Competent Authority. Any deviation in this regard shall lead to cancellation of this registration
- In case, any of the particulars / information furnished by the applicant in his application for issuance of this registration is found to be incorrect during verification at any subsequent stage, this registration is liable for cancellation.
- The Certificate of Authorization/ NOC shall be valid for a period of five years from the date of issue. The applicant shall have to apply for renewal through a fresh application, at least ninety days prior to expiry of its validity.
- Construction of piezometers and installation of digital water level recorders with telemetry shall be mandatory for user. Depth and zone tapped of piezometer should be commensurate with that of the pumping well. The data, obtained from digital water level recorders shall be made available to this office on monthly basis
- Guidelines for Installation of Piezometers and their Monitoring

Piezometer is a borewell / tubewell used only for measuring the water level by lowering the tape/ sounder or automatic water level measuring equipment. It is also used to take water sample for water quality testing when ever needed. General guidelines for installation of piezometers are as follows:

- The piezometer is to be installed/constructed at the minimum of 50 m distance from the pumping well through which ground water is being withdrawn. The diameter of the piezometer should be about 4" to 6".
- The depth of the piezometer should be same as is case of the pumping well from which ground water is being abstracted. If, more than one piezometers are installed the second piezometer should monitor the shallow ground water regime. It will facilitate shallow as well as deeper ground water aquifer monitoring.
- No. of piezometers to be constructed & Type of water level monitoring mechanism shall be as per below table:

S.No	Quantum of Ground water withdrawal (cum/day)	No.of piezometers required	Monitoring Mechanism	
			Manual	DWLR with Telemetry
1	< 10	0	0	0
2	11 - 50	1	1	0
3	50- 500	1	0	1
4	> 500	2	0	2

- The measuring frequency should be monthly and accuracy of measurement should be up to cm. the reported measurement should be given in meter upto two decimal.
- For measurement of water level sounder or automatic water level recorder (AWLR)/ Digital Automatic water level recorder (DWLR) with telemetry system should be used for accuracy.
- The measurement of water level in piezometer should be taken, only after the pumping from the surrounding tube wells has been stopped for about four to six hours.
- All the details regarding coordinates, reduced level (with respect to mean level), depth, zone taped and assembly lowered should be provided for bringing the piezometer into the Hydrograph Monitoring System for Ground Water Department, Uttar Pradesh, and for its validation.
- The ground water quality has to be monitored twice in a year during pre-monsoon (May/June) and post-monsoon (October/November) periods. Quality may be got analyzed from NABL approved lab. Besides, one sample (1 lt capacity bottle) to the concerned Director, Ground Water Department, Uttar Pradesh, for chemical analysis.
- A Permanent display board should be installed at piezometer/Tube wells site for providing the location, piezometer/ tube well number, depth and zone tapped of piezometer/tube well for standard referencing and identification.
- Any other site specific requirement regarding safety and access for measurement may be taken care of.
- Any other condition(s) that may be imposed by the concerned Authority.

- In case, any of the particulars / information furnished by the applicant in his application for issuance of this permit is found to be incorrect during verification at any subsequent stage, this permit is liable for cancellation.

1225

86

• **SPECIFIC CONDITIONS:**

- **(A) For Industrial User:** No Objection Certificate for ground water extraction by industries shall be granted subject to the following specific conditions:
  - i) No Objection Certificate shall be granted only in such cases where local government water supply agencies are not able to supply the desired quantity of water.
  - ii) All industries shall be required to adopt latest water efficient technologies so as to reduce dependence on ground water resources.
  - iii) All industries abstracting ground water in excess of 100 m<sup>3</sup>/d shall be required to undertake annual water audit through Confederation of Indian Industries (CII)/ Federation Indian Chamber of Commerce and Industry (FICCI)/ National Productivity Council (NPC)/ PHD Chamber of Commerce & Industries / Laghu Udyog Bharati certified auditors and submit audit reports within three months of completion of the same to Ground Water Department Uttar Pradesh. All such industries shall be required to reduce their ground water use by at least 20% over the next five years through appropriate means.
  - iv) Construction of observation well(s) (piezometer)(s) within the premises and installation of appropriate water level monitoring mechanism as mentioned in General Condition no.10 shall be mandatory for industries drawing/ proposing to draw more than 10 m<sup>3</sup> /day of ground water and. Monitoring of water level shall be done by the project proponent. The piezometer (observation well) shall be constructed at a minimum distance of 50 m from the bore well/production well. Depth and aquifer zone tapped in the piezometer shall be the same as that of the pumping well/ wells. Monthly water level data shall be submitted online to the Ground Water Department, UP.
  - v) The proponent shall be required to adopt roof top rain water harvesting/ recharge in the project premises. Industries which are likely to pollute ground water (chemical, pharmaceutical, dyes, pigments, paints, textiles, tannery, pesticides/ insecticides, fertilizers, slaughter house, explosives etc.) shall store the harvested rain water in surface storage tanks for use in the industry.
  - vi) Injection of treated/ untreated waste water into aquifer system is strictly prohibited.
  - vii) Industries which are likely to cause ground water pollution e.g. Tanning, Slaughter Houses, Dye, Chemical/ Petrochemical, Coal washeries, other hazardous units etc. (as per CPCB list) need to undertake necessary well head protection measures to ensure prevention of ground water pollution.
- **(B) Infrastructural User:** The No Objection Certificate for ground water abstraction will be granted subject to the following specific conditions:
  - i) In case of infrastructure projects that require dewatering, proponent shall be required to carry out regular monitoring of dewatering discharge rate (using a digital water flow meter) and submit the data online to Ground Water Department, UP as applicable. Monitoring records and results should be retained by the proponent for two years, for inspection or reporting as required by District Ground Water Management Council.
  - ii) Installation of Sewage Treatment Plants (STP) shall be mandatory for new projects, where ground water requirement is more than 20 m<sup>3</sup> /day. The water from STP shall be utilized for toilet flushing, car washing, gardening etc

Date :27/12/2021

Place:Muzaffar Nagar

**This certificate is electronically generated and does not require digital signature**



**1226**  
**GROUND WATER DEPARTMENT**  
(Namami Gange & Rural Water Supply Department)  
Ministry of Jal Shakti  
Government of Uttar Pradesh

37

Form 8 (C)

[See Rule 8(1)]

**AUTHORIZATION/ NO-OBJECTION CERTIFICATE FOR SINKING OF NEW / EXISTING WELL  
FOR INDUSTRIAL/ COMMERCIAL/ INFRASTRUCTURAL OR BULK USER OF GROUND  
WATER**

[Under Section 14 of the Uttar Pradesh Ground Water Management and Regulation Act, 2019.]

AUTHORIZATION/ NO-OBJECTION CERTIFICATE NO: NOC029810

VALID FROM 20/02/2023 TO 19/02/2028

[UIS10(1) of the Uttar Pradesh Ground Water Management and Regulation Act, 2019]

Registration No.: 202301000523

Name of the Owner	SURYA PRAKASH SINHA	Company Name	GENUS PAPER AND BOARDS LIMITED
Designation पद	GENERAL MANAGER	कंपनी का नाम	GENUS PAPER AND BOARDS LIMITED
Company Address कंपनी का पता	8TH KM STONE JANSATH ROAD MUZAFFARNAGAR - 251001-	Authorization Letter प्राधिकार पत्र	Download
Address of the Applicant	8TH KM STONE ROAD, MUZAFFARNAGAR	Application No.	MZFN0123NIN0145
Date of Submission	22/01/2023	Specimen Signature	
<b>Location Particulars</b>			
District	Muzaffar Nagar	Block	KUKDA SADAR
Plot No./Khasra No.	1403F	Municipality/Corporation	No
Ward No./Holding No.			N/A

**Particular of the Proposed Well and Pumping Device**

Date of Construction/Sinking of the Well	10/04/2022		
Type of Well	Tube Well/Boring	Depth of the Well (In meter)	40.00
Purpose of well	Industrial	Assembly Size(For Tube Well)	
<b>Strainer Position (For Tube Well)</b>			
Type of Pump Used	Submersible	H.P. of the Pump	25.00
Operational Device	Electric Motor	Rate of Withdrawal (m <sup>3</sup> /hr.)	90.00
Date of Energization (In Case of Electric Pump)			10/04/2022
Maximum Allowable Rate of Withdrawal (m <sup>3</sup> /hr.):	90.00	Maximum Allowable Running Hours Per Day:	8.00
Maximum Allowable Annual Extraction of Ground Water:	237600.00	Recharge Required	84773.00

- This No-Objection certificate authorizes the owner applicant (user) to sink a well in the location specified at Sl. (2) for extraction of ground water at a rate not exceeding that as shown at Sl. (3j), for Running Hours per day as shown at Sl. (3k), and for maximum allowable annual extraction of ground water as shown at Sl. (3k) and is valid subject to the observance of the conditions stated overleaf.
- Holder of this NOC is hereby directed to assure annual recharge of 84773.00 cubic meter, as specified under the application form within the given time period.

**GENERAL CONDITIONS:**

- Holder of this NOC is hereby directed to fill from 1(A) for registering his/her well within 90 days as mentioned in application form shall only started after registration of his/her NOC.
- In case of any change of ownership of the proposed well, fresh authorization has to be obtained.
- All Users abstracting ground water in excess of 100 m3/d shall be required to submit impact assessment report prepared by an accredited consultant from CGWA and National Accreditation Board for Education and Training (NABET). The report should highlight environmental risks and proposed management strategies to overcome any significant environmental issues such as ground water level decline, land subsidence etc. within three months of completion of the same to Ground Water Department Uttar Pradesh. The list of accredited Individuals/ Institutions is available on the official web-portal of CGWA.
- For the purpose of measuring and recording the quantity of ground water extracted, every said user shall affix digital water flow meters (conforming to BIS/ IS standards) having telemetry system in the abstraction structure, which record rate and quantum of extraction, at outlet of pumping devices and it shall be presumed that the quantity recorded by the meter has been extracted by the said user, until the contrary is proved. The rate of extraction of ground water from the well shall not exceed to the recorded rate from water meters
- The concerned Authority reserves the right to stop extraction of ground water from the well due to quality hazards or any other reasons, if the situation so demands
- In case of any change of ownership of the existing well, fresh registration has to be obtained.
- No change of location, design, rate of withdrawal and pumping device in respect of the existing well of this certificate shall be made without prior permission of the Competent Authority. Any deviation in this regard shall lead to cancellation of this registration
- In case, any of the particulars / information furnished by the applicant in his application for issuance of this registration is found to be incorrect during verification at any subsequent stage, this registration is liable for cancellation.
- The Certificate of Authorization/ NOC shall be valid for a period of five years from the date of issue. The applicant shall have to apply for renewal through a fresh application, at least ninety days prior to expiry of its validity.
- Construction of piezometers and installation of digital water level recorders with telemetry shall be mandatory for user. Depth and zone tapped of piezometer should be commensurate with that of the pumping well. The data, obtained from digital water level recorders shall be made available to this office on monthly basis
- Guidelines for Installation of Piezometers and their Monitoring

Piezometer is a borewell / tubewell used only for measuring the water level by lowering the tape/ sounder or automatic water level measuring equipment. It is also used to take water sample for water quality testing when ever needed. General guidelines for installation of piezometers are as follows:

- The piezometer is to be installed/constructed at the minimum of 50 m distance from the pumping well through which ground water is being withdrawn. The diameter of the piezometer should be about 4" to 6".
- The depth of the piezometer should be same as is case of the pumping well from which ground water is being abstracted. If, more than one piezometers are installed the second piezometer should monitor the shallow ground water regime. It will facilitate shallow as well as deeper ground water aquifer monitoring.
- No. of piezometers to be constructed & Type of water level monitoring mechanism shall be as per below table:

S.No	Quantum of Ground water withdrawal (cum/day)	No.of piezometers required	Monitoring Mechanism	
			Manual	DWLR with Telemetry
1	< 10	0	0	0
2	11 - 50	1	1	0
3	50- 500	1	0	1
4	> 500	2	0	2

- The measuring frequency should be monthly and accuracy of measurement should be up to cm. the reported measurement should be given in meter upto two decimal.
- For measurement of water level sounder or automatic water level recorder (AWLR)/ Digital Automatic water level recorder (DWLR) with telemetry system should be used for accuracy.
- The measurement of water level in piezometer should be taken, only after the pumping from the surrounding tube wells has been stopped for about four to six hours.
- All the details regarding coordinates, reduced level (with respect to mean level), depth, zone taped and assembly lowered should be provided for bringing the piezometer into the Hydrograph Monitoring System for Ground Water Department, Uttar Pradesh, and for its validation.
- The ground water quality has to be monitored twice in a year during pre-monsoon (May/June) and post-monsoon (October/November) periods. Quality may be got analyzed from NABL approved lab. Besides, one sample (1 lt capacity bottle) to the concerned Director, Ground Water Department, Uttar Pradesh, for chemical analysis.
- A Permanent display board should be installed at piezometer/Tube wells site for providing the location, piezometer/ tube well number, depth and zone tapped of piezometer/tube well for standard referencing and identification.
- Any other site specific requirement regarding safety and access for measurement may be taken care of.
- Any other condition(s) that may be imposed by the concerned Authority.

- In case, any of the particulars / information furnished by the applicant in his application for issuance of this permit is found to be incorrect during verification at any subsequent stage, this permit is liable for cancellation.

1228

39

• **SPECIFIC CONDITIONS:**

- (A) For Industrial User: No Objection Certificate for ground water extraction by industries shall be granted subject to the following specific conditions:
  - i) No Objection Certificate shall be granted only in such cases where local government water supply agencies are not able to supply the desired quantity of water.
  - ii) All industries shall be required to adopt latest water efficient technologies so as to reduce dependence on ground water resources.
  - iii) All industries abstracting ground water in excess of 100 m<sup>3</sup>/d shall be required to undertake annual water audit through Confederation of Indian Industries (CII)/ Federation Indian Chamber of Commerce and Industry (FICCI)/ National Productivity Council (NPC)/ PHD Chamber of Commerce & Industries / Laghu Udyog Bharati certified auditors and submit audit reports within three months of completion of the same to Ground Water Department Uttar Pradesh. All such industries shall be required to reduce their ground water use by at least 20% over the next five years through appropriate means.
  - iv) Construction of observation well(s) (piezometer)(s) within the premises and installation of appropriate water level monitoring mechanism as mentioned in General Condition no.10 shall be mandatory for industries drawing/ proposing to draw more than 10 m<sup>3</sup> /day of ground water and. Monitoring of water level shall be done by the project proponent. The piezometer (observation well) shall be constructed at a minimum distance of 50 m from the bore well/production well. Depth and aquifer zone tapped in the piezometer shall be the same as that of the pumping well/ wells. Monthly water level data shall be submitted online to the Ground Water Department, UP.
  - v) The proponent shall be required to adopt roof top rain water harvesting/ recharge in the project premises. Industries which are likely to pollute ground water (chemical, pharmaceutical, dyes, pigments, paints, textiles, tannery, pesticides/ insecticides, fertilizers, slaughter house, explosives etc.) shall store the harvested rain water in surface storage tanks for use in the industry.
  - vi) Injection of treated/ untreated waste water into aquifer system is strictly prohibited.
  - vii) Industries which are likely to cause ground water pollution e.g. Tanning, Slaughter Houses, Dye, Chemical/ Petrochemical, Coal washeries, other hazardous units etc. (as per CPCB list) need to undertake necessary well head protection measures to ensure prevention of ground water pollution.
- (B) Infrastructural User: The No Objection Certificate for ground water abstraction will be granted subject to the following specific conditions:
  - i) In case of infrastructure projects that require dewatering, proponent shall be required to carry out regular monitoring of dewatering discharge rate (using a digital water flow meter) and submit the data online to Ground Water Department, UP as applicable. Monitoring records and results should be retained by the proponent for two years, for inspection or reporting as required by District Ground Water Management Council.
  - ii) Installation of Sewage Treatment Plants (STP) shall be mandatory for new projects, where ground water requirement is more than 20 m<sup>3</sup> /day. The water from STP shall be utilized for toilet flushing, car washing, gardening etc

Date :25/03/2023

Place:Muzaffar Nagar

**This certificate is electronically generated and does not require digital signature**



**GROUND WATER DEPARTMENT**  
(Namami Gange & Rural Water Supply Department)  
Ministry of Jal Shakti  
Government of Uttar Pradesh

40

Form 8 (C)

[See Rule 8(1)]

**AUTHORIZATION/ NO-OBJECTION CERTIFICATE FOR SINKING OF NEW / EXISTING WELL  
FOR INDUSTRIAL/ COMMERCIAL/ INFRASTRUCTURAL OR BULK USER OF GROUND  
WATER**

[Under Section 14 of the Uttar Pradesh Ground Water Management and Regulation Act, 2019.]

AUTHORIZATION/ NO-OBJECTION CERTIFICATE NO: NOC033015

VALID FROM 18/12/2021 TO 17/12/2026

{UIS10(1) of the Uttar Pradesh Ground Water Management and Regulation Act, 2019}

Registration No.: 202111000074

Name of the Owner	SURYA PRAKASH SINHA	Company Name	GENUS PAPER AND BOARDS LIMITED
Designation पद	DIRECTOR	Company Name कंपनी का नाम	GENUS PAPER AND BOARDS LIMITED
Company Address कंपनी का पता	8th km stone jansath road, muzaffarnagar	Authorization Letter प्राधिकार पत्र	Download
Address of the Applicant	8TH KM STONE ROAD, MUZAFFARNAGAR	Application No.	MZFN1221NIN0082
Date of Submission	09/11/2021	Specimen Signature	
<b>Location Particulars</b>			
District	Muzaffar Nagar	Block	Municipal Corporation/Nagar Palika Parishad, Muzaffar Nagar
Plot No./Khasra No.	1063	Municipality/Corporation	No
Ward No./Holding No.			N/A
<b>Particular of the Existing Well and Pumping Device</b>			
Date of Construction/Sinking of the Well	08/02/2012		
Type of Well	Tube Well/Boring	Depth of the Well (In meter)	40.00
Purpose of well	Industrial	Assembly Size(For Tube Well)	
<b>Strainer Position (For Tube Well)</b>			
Type of Pump Used	Submersible	H.P. of the Pump	25.00
Operational Device	Electric Motor	Rate of Withdrawal (m <sup>3</sup> /hr.)	90.00
Date of Energization (In Case of Electric Pump)			08/02/2012
Maximum Allowable Rate of Withdrawal (m <sup>3</sup> /hr.):	90.00	Maximum Allowable Running Hours Per Day:	7.00

Maximum Allowable Annual  
Extraction of Ground Water: 207900.00

1230

Recharge Required

207900.00

41

- This No-Objection certificate authorizes the owner applicant (user) to sink a well in the location specified at Sl. (2) for extraction of ground water at a rate not exceeding that as shown at Sl. (3j), for Running Hours per day as shown at Sl. (3k), and for maximum allowable annual extraction of ground water as shown at Sl. (3k) and is valid subject to the observance of the conditions stated overleaf.
- Holder of this NOC is hereby directed to assure annual recharge of 207900.00 cubic meter, as specified under the application form within the given time period.

**GENERAL CONDITIONS:**

- Holder of this NOC is hereby directed to fill from 1(A) for registering his/her well within 90 days as mentioned in application form shall only started after registration of his/her NOC.
- In case of any change of ownership of the proposed well, fresh authorization has to be obtained.
- All Users abstracting ground water in excess of 100 m3/d shall be required to submit impact assessment report prepared by an accredited consultant from CGWA and National Accreditation Board for Education and Training (NABET). The report should highlight environmental risks and proposed management strategies to overcome any significant environmental issues such as ground water level decline, land subsidence etc. within three months of completion of the same to Ground Water Department Uttar Pradesh. The list of accredited Individuals/ Institutions is available on the official web-portal of CGWA.
- For the purpose of measuring and recording the quantity of ground water extracted, every said user shall affix digital water flow meters (conforming to BIS/ IS standards) having telemetry system in the abstraction structure, which record rate and quantum of extraction, at outlet of pumping devices and it shall be presumed that the quantity recorded by the meter has been extracted by the said user, until the contrary is proved. The rate of extraction of ground water from the well shall not exceed to the recorded rate from water meters
- The concerned Authority reserves the right to stop extraction of ground water from the well due to quality hazards or any other reasons, if the situation so demands
- In case of any change of ownership of the existing well, fresh registration has to be obtained.
- No change of location, design, rate of withdrawal and pumping device in respect of the existing well of this certificate shall be made without prior permission of the Competent Authority. Any deviation in this regard shall lead to cancellation of this registration
- In case, any of the particulars / information furnished by the applicant in his application for issuance of this registration is found to be incorrect during verification at any subsequent stage, this registration is liable for cancellation.
- The Certificate of Authorization/ NOC shall be valid for a period of five years from the date of issue. The applicant shall have to apply for renewal through a fresh application, at least ninety days prior to expiry of its validity.
- Construction of piezometers and installation of digital water level recorders with telemetry shall be mandatory for user. Depth and zone tapped of piezometer should be commensurate with that of the pumping well. The data, obtained from digital water level recorders shall be made available to this office on monthly basis
- Guidelines for Installation of Piezometers and their Monitoring

Piezometer is a borewell / tubewell used only for measuring the water level by lowering the tape/ sounder or automatic water level measuring equipment. It is also used to take water sample for water quality testing when ever needed. General guidelines for installation of piezometers are as follows:

- The piezometer is to be installed/constructed at the minimum of 50 m distance from the pumping well through which ground water is being withdrawn. The diameter of the piezometer should be about 4" to 6".
- The depth of the piezometer should be same as is case of the pumping well from which ground water is being abstracted. If, more than one piezometers are installed the second piezometer should monitor the shallow ground water regime. It will facilitate shallow as well as deeper ground water aquifer monitoring.
- No. of piezometers to be constructed & Type of water level monitoring mechanism shall be as per below table:

S.No	Quantum of Ground water withdrawal (cum/day)	No.of piezometers required	Monitoring Mechanism	
			Manual	DWLR with Telemetry
1	< 10	0	0	0
2	11 - 50	1	1	0
3	50- 500	1	0	1
4	> 500	2	0	2

- The measuring frequency should be monthly and accuracy of measurement should be up to cm. the reported measurement should be given in meter upto two decimal.
- For measurement of water level sounder or automatic water level recorder (AWLR)/ Digital Automatic water level recorder (DWLR) with telemetry system should be used for accuracy.
- The measurement of water level in piezometer should be taken, only after the pumping from the surrounding tube wells has been stopped for about four to six hours.
- All the details regarding coordinates, reduced level (with respect to mean level), depth, zone taped and assembly lowered should be provided for bringing the piezometer into the Hydrograph Monitoring System for Ground Water Department, Uttar Pradesh, and for its validation.
- The ground water quality has to be monitored twice in a year during pre-monsoon (May/June) and post-monsoon (October/November) periods. Quality may be got analyzed from NABL approved lab. Besides, one sample (1 lt capacity bottle) to the concerned Director, Ground Water Department, Uttar Pradesh, for chemical analysis.
- A Permanent display board should be installed at piezometer/Tube wells site for providing the location, piezometer/ tube well number, depth and zone tapped of piezometer/tube well for standard referencing and identification.
- Any other site specific requirement regarding safety and access for measurement may be taken care of.
- Any other condition(s) that may be imposed by the concerned Authority.

- In case, any of the particulars & information furnished by the applicant in his application for issuance of this permit is found to be incorrect during verification at any subsequent stage, this permit is liable for cancellation.

• **SPECIFIC CONDITIONS:**

- **(A) For Industrial User:** No Objection Certificate for ground water extraction by industries shall be granted subject to the following specific conditions:
  - i) No Objection Certificate shall be granted only in such cases where local government water supply agencies are not able to supply the desired quantity of water.
  - ii) All industries shall be required to adopt latest water efficient technologies so as to reduce dependence on ground water resources.
  - iii) All industries abstracting ground water in excess of 100 m<sup>3</sup>/d shall be required to undertake annual water audit through Confederation of Indian Industries (CII)/ Federation Indian Chamber of Commerce and Industry (FICCI)/ National Productivity Council (NPC)/ PHD Chamber of Commerce & Industries / Laghu Udyog Bharati certified auditors and submit audit reports within three months of completion of the same to Ground Water Department Uttar Pradesh. All such industries shall be required to reduce their ground water use by at least 20% over the next five years through appropriate means.
  - iv) Construction of observation well(s) (piezometer)(s) within the premises and installation of appropriate water level monitoring mechanism as mentioned in General Condition no.10 shall be mandatory for industries drawing/ proposing to draw more than 10 m<sup>3</sup> /day of ground water and. Monitoring of water level shall be done by the project proponent. The piezometer (observation well) shall be constructed at a minimum distance of 50 m from the bore well/production well. Depth and aquifer zone tapped in the piezometer shall be the same as that of the pumping well/ wells. Monthly water level data shall be submitted online to the Ground Water Department, UP.
  - v) The proponent shall be required to adopt roof top rain water harvesting/ recharge in the project premises. Industries which are likely to pollute ground water (chemical, pharmaceutical, dyes, pigments, paints, textiles, tannery, pesticides/ insecticides, fertilizers, slaughter house, explosives etc.) shall store the harvested rain water in surface storage tanks for use in the industry.
  - vi) Injection of treated/ untreated waste water into aquifer system is strictly prohibited.
  - vii) Industries which are likely to cause ground water pollution e.g. Tanning, Slaughter Houses, Dye, Chemical/ Petrochemical, Coal washeries, other hazardous units etc. (as per CPCB list) need to undertake necessary well head protection measures to ensure prevention of ground water pollution.
- **(B) Infrastructural User:** The No Objection Certificate for ground water abstraction will be granted subject to the following specific conditions:
  - i) In case of infrastructure projects that require dewatering, proponent shall be required to carry out regular monitoring of dewatering discharge rate (using a digital water flow meter) and submit the data online to Ground Water Department, UP as applicable. Monitoring records and results should be retained by the proponent for two years, for inspection or reporting as required by District Ground Water Management Council.
  - ii) Installation of Sewage Treatment Plants (STP) shall be mandatory for new projects, where ground water requirement is more than 20 m<sup>3</sup> /day. The water from STP shall be utilized for toilet flushing, car washing, gardening etc

Date :28/12/2021

Place:Muzaffar Nagar

**This certificate is electronically generated and does not require digital signature**



1233  
**GROUND WATER DEPARTMENT**  
(Namami Gange & Rural Water Supply Department)  
Ministry of Jal Shakti  
Government of Uttar Pradesh

(44)

Form 8 (C)

[See Rule 8(1)]

**AUTHORIZATION/ NO-OBJECTION CERTIFICATE FOR SINKING OF NEW / EXISTING WELL  
FOR INDUSTRIAL/ COMMERCIAL/ INFRASTRUCTURAL OR BULK USER OF GROUND  
WATER**

[Under Section 14 of the Uttar Pradesh Ground Water Management and Regulation Act, 2019.]

AUTHORIZATION/ NO-OBJECTION CERTIFICATE NO: NOC040850

VALID FROM 18/12/2021 TO 17/12/2026

{UIS10(1) of the Uttar Pradesh Ground Water Management and Regulation Act, 2019}

Registration No.: 202111000073

<b>Name of the Owner</b>	SURYA PRAKASH SINHA	<b>Company Name</b>	GENUS PAPER AND BOARDS LIMITED
<b>Designation</b>	DIRECTOR	<b>कंपनी का नाम</b>	GENUS PAPER AND BOARDS LIMITED
<b>Company Address</b>	8th km stone jansath road, muzaffarnagar	<b>Authorization Letter</b>	Download
<b>कंपनी का पता</b>	8th km stone jansath road, muzaffarnagar	<b>प्राधिकार पत्र</b>	Download
<b>Address of the Applicant</b>	8TH KM STONE ROAD, MUZAFFARNAGAR	<b>Application No.</b>	MZFN1121NIN0070
<b>Date of Submission</b>	09/11/2021	<b>Specimen Signature</b>	
<b>Location Particulars</b>			
<b>District</b>	Muzaffar Nagar	<b>Block</b>	Municipal Corporation/Nagar Palika Parishad, Muzaffar Nagar
<b>Plot No./Khasra No.</b>	1063	<b>Municipality/Corporation</b>	No
<b>Ward No./Holding No.</b>			N/A
<b>Particular of the Existing Well and Pumping Device</b>			
<b>Date of Construction/Sinking of the Well</b>	08/02/2012		
<b>Type of Well</b>	Tube Well/Boring	<b>Depth of the Well (in meter)</b>	40.00
<b>Purpose of well</b>	Industrial	<b>Assembly Size(For Tube Well)</b>	
<b>Strainer Position (For Tube Well)</b>			
<b>Type of Pump Used</b>	Submersible	<b>H.P. of the Pump</b>	25.00
<b>Operational Device</b>	Electric Motor	<b>Rate of Withdrawal (m<sup>3</sup>/hr.)</b>	90.00
<b>Date of Energization (In Case of Electric Pump)</b>			08/02/2012
<b>Maximum Allowable Rate of Withdrawal (m<sup>3</sup>/hr.):</b>	90.00	<b>Maximum Allowable Running Hours Per Day:</b>	7.00

Maximum Allowable Annual  
Extraction of Ground Water: 207900.00

1234

Recharge Required

207900.00

45

- This No-Objection certificate authorizes the owner applicant (user) to sink well in the location specified at Sl. (2) for extraction of ground water at a rate not exceeding that as shown at Sl. (3j), for Running Hours per day as shown at Sl. (3k), and for maximum allowable annual extraction of ground water as shown at Sl. (3k) and is valid subject to the observance of the conditions stated overleaf.
- Holder of this NOC is hereby directed to assure annual recharge of 207900.00 cubic meter, as specified under the application form within the given time period.

**GENERAL CONDITIONS:**

- Holder of this NOC is hereby directed to fill from 1(A) for registering his/her well within 90 days as mentioned in application form shall only started after registration of his/her NOC.
- In case of any change of ownership of the proposed well, fresh authorization has to be obtained.
- All Users abstracting ground water in excess of 100 m3/d shall be required to submit impact assessment report prepared by an accredited consultant from CGWA and National Accreditation Board for Education and Training (NABET). The report should highlight environmental risks and proposed management strategies to overcome any significant environmental issues such as ground water level decline, land subsidence etc. within three months of completion of the same to Ground Water Department Uttar Pradesh. The list of accredited Individuals/ Institutions is available on the official web-portal of CGWA.
- For the purpose of measuring and recording the quantity of ground water extracted, every said user shall affix digital water flow meters (conforming to BIS/ IS standards) having telemetry system in the abstraction structure, which record rate and quantum of extraction, at outlet of pumping devices and it shall be presumed that the quantity recorded by the meter has been extracted by the said user, until the contrary is proved. The rate of extraction of ground water from the well shall not exceed to the recorded rate from water meters
- The concerned Authority reserves the right to stop extraction of ground water from the well due to quality hazards or any other reasons, if the situation so demands
- In case of any change of ownership of the existing well, fresh registration has to be obtained.
- No change of location, design, rate of withdrawal and pumping device in respect of the existing well of this certificate shall be made without prior permission of the Competent Authority. Any deviation in this regard shall lead to cancellation of this registration
- In case, any of the particulars / information furnished by the applicant in his application for issuance of this registration is found to be incorrect during verification at any subsequent stage, this registration is liable for cancellation.
- The Certificate of Authorization/ NOC shall be valid for a period of five years from the date of issue. The applicant shall have to apply for renewal through a fresh application, at least ninety days prior to expiry of its validity.
- Construction of piezometers and installation of digital water level recorders with telemetry shall be mandatory for user. Depth and zone tapped of piezometer should be commensurate with that of the pumping well. The data, obtained from digital water level recorders shall be made available to this office on monthly basis
- Guidelines for Installation of Piezometers and their Monitoring

Piezometer is a borewell / tubewell used only for measuring the water level by lowering the tape/ sounder or automatic water level measuring equipment. It is also used to take water sample for water quality testing when ever needed. General guidelines for installation of piezometers are as follows:

- The piezometer is to be installed/constructed at the minimum of 50 m distance from the pumping well through which ground water is being withdrawn. The diameter of the piezometer should be about 4" to 6".
- The depth of the piezometer should be same as is case of the pumping well from which ground water is being abstracted. If, more than one piezometers are installed the second piezometer should monitor the shallow ground water regime. It will facilitate shallow as well as deeper ground water aquifer monitoring.
- No. of piezometers to be constructed & Type of water level monitoring mechanism shall be as per below table:

S.No	Quantum of Ground water withdrawal (cum/day)	No.of piezometers required	Monitoring Mechanism	
			Manual	DWLR with Telemetry
1	< 10	0	0	0
2	11 - 50	1	1	0
3	50- 500	1	0	1
4	> 500	2	0	2

- The measuring frequency should be monthly and accuracy of measurement should be up to cm. the reported measurement should be given in meter upto two decimal.
- For measurement of water level sounder or automatic water level recorder (AWLR)/ Digital Automatic water level recorder (DWLR) with telemetry system should be used for accuracy.
- The measurement of water level in piezometer should be taken, only after the pumping from the surrounding tube wells has been stopped for about four to six hours.
- All the details regarding coordinates, reduced level (with respect to mean level), depth, zone taped and assembly lowered should be provided for bringing the piezometer into the Hydrograph Monitoring System for Ground Water Department, Uttar Pradesh, and for its validation.
- The ground water quality has to be monitored twice in a year during pre-monsoon (May/June) and post-monsoon (October/November) periods. Quality may be got analyzed from NABL approved lab. Besides, one sample (1 lt capacity bottle) to the concerned Director, Ground Water Department, Uttar Pradesh, for chemical analysis.
- A Permanent display board should be installed at piezometer/Tube wells site for providing the location, piezometer/ tube well number, depth and zone tapped of piezometer/tube well for standard referencing and identification.
- Any other site specific requirement regarding safety and access for measurement may be taken care of.
- Any other condition(s) that may be imposed by the concerned Authority.

- In case, any of the particulars / information furnished by the applicant in his application for issuance of this permit is found to be incorrect during verification at any subsequent stage, this permit is liable for cancellation.

• **SPECIFIC CONDITIONS:**

- **(A) For Industrial User:** No Objection Certificate for ground water extraction by industries shall be granted subject to the following specific conditions:
  - i) No Objection Certificate shall be granted only in such cases where local government water supply agencies are not able to supply the desired quantity of water.
  - ii) All industries shall be required to adopt latest water efficient technologies so as to reduce dependence on ground water resources.
  - iii) All industries abstracting ground water in excess of 100 m<sup>3</sup>/d shall be required to undertake annual water audit through Confederation of Indian Industries (CII)/ Federation Indian Chamber of Commerce and Industry (FICCI)/ National Productivity Council (NPC)/ PHD Chamber of Commerce & Industries / Laghu Udyog Bharati certified auditors and submit audit reports within three months of completion of the same to Ground Water Department Uttar Pradesh. All such industries shall be required to reduce their ground water use by at least 20% over the next five years through appropriate means.
  - iv) Construction of observation well(s) (piezometer)(s) within the premises and installation of appropriate water level monitoring mechanism as mentioned in General Condition no.10 shall be mandatory for industries drawing/ proposing to draw more than 10 m<sup>3</sup> /day of ground water and. Monitoring of water level shall be done by the project proponent. The piezometer (observation well) shall be constructed at a minimum distance of 50 m from the bore well/production well. Depth and aquifer zone tapped in the piezometer shall be the same as that of the pumping well/ wells. Monthly water level data shall be submitted online to the Ground Water Department, UP.
  - v) The proponent shall be required to adopt roof top rain water harvesting/ recharge in the project premises. Industries which are likely to pollute ground water (chemical, pharmaceutical, dyes, pigments, paints, textiles, tannery, pesticides/ insecticides, fertilizers, slaughter house, explosives etc.) shall store the harvested rain water in surface storage tanks for use in the industry.
  - vi) Injection of treated/ untreated waste water into aquifer system is strictly prohibited.
  - vii) Industries which are likely to cause ground water pollution e.g. Tanning, Slaughter Houses, Dye, Chemical/ Petrochemical, Coal washeries, other hazardous units etc. (as per CPCB list) need to undertake necessary well head protection measures to ensure prevention of ground water pollution.
- **(B) Infrastructural User:** The No Objection Certificate for ground water abstraction will be granted subject to the following specific conditions:
  - i) In case of infrastructure projects that require dewatering, proponent shall be required to carry out regular monitoring of dewatering discharge rate (using a digital water flow meter) and submit the data online to Ground Water Department, UP as applicable. Monitoring records and results should be retained by the proponent for two years, for inspection or reporting as required by District Ground Water Management Council.
  - ii) Installation of Sewage Treatment Plants (STP) shall be mandatory for new projects, where ground water requirement is more than 20 m<sup>3</sup> /day. The water from STP shall be utilized for toilet flushing, car washing, gardening etc

Date :27/12/2021

Place:Muzaffar Nagar

**This certificate is electronically generated and does not require digital signature**



**GROUND WATER DEPARTMENT**  
(Namami Gange & Rural Water Supply Department)  
Ministry of Jal Shakti  
Government of Uttar Pradesh

48

Form 8 (C)  
[See Rule 8(1)]

**AUTHORIZATION/ NO-OBJECTION CERTIFICATE FOR SINKING OF NEW / EXISTING WELL  
FOR INDUSTRIAL/ COMMERCIAL/ INFRASTRUCTURAL OR BULK USER OF GROUND  
WATER**

[Under Section 14 of the Uttar Pradesh Ground Water Management and Regulation Act, 2019.]

AUTHORIZATION/ NO-OBJECTION CERTIFICATE NO: NOC048461  
VALID FROM 18/12/2021 TO 17/12/2026

{UIS10(1) of the Uttar Pradesh Ground Water Management and Regulation Act, 2019}

Registration No.: 202112000233

Name of the Owner	SURYA PRAKASH SINHA	Company Name	GENUS PAPER AND BOARDS LIMITED
Designation पद	DIRECTOR	कंपनी का नाम	AND BOARDS LIMITED
Company Address कंपनी का पता	8TH KM STONE, JANSATH ROAD, MUZAFFARNAGAR	Authorization Letter प्राधिकार पत्र	Download
Address of the Applicant	8TH KM STONE ROAD, MUZAFFARNAGAR	Application No.	MZFN1221NIN0084
Date of Submission	11/12/2021	Specimen Signature	
<b>Location Particulars</b>			
District	Muzaffar Nagar	Block	Municipal Corporation/Nagar Palika Parishad, Muzaffar Nagar
Plot No./Khasra No.	1063	Municipality/Corporation	No
Ward No./Holding No.			N/A
<b>Particular of the Proposed Well and Pumping Device</b>			
Date of Construction/Sinking of the Well	08/02/2021		
Type of Well	Tube Well/Boring	Depth of the Well (In meter)	40.00
Purpose of well	Industrial	Assembly Size(For Tube Well)	
<b>Strainer Position (For Tube Well)</b>			
Type of Pump Used	Submersible	H.P. of the Pump	25.00
Operational Device	Electric Motor	Rate of Withdrawal (m <sup>3</sup> /hr.)	90.00
Date of Energization (In Case of Electric Pump)			08/02/2021
Maximum Allowable Rate of Withdrawal (m <sup>3</sup> /hr.):	90.00	Maximum Allowable Running Hours Per Day:	7.00

Maximum Allowable Annual  
Extraction of Ground Water: 207900.00

1238

Recharge Required

207900.00

49

- This No-Objection certificate authorizes the owner applicant (user) to dig well in the location specified at Sl. (2) for extraction of ground water at a rate not exceeding that as shown at Sl. (3j), for Running Hours per day as shown at Sl. (3k), and for maximum allowable annual extraction of ground water as shown at Sl. (3l) and is valid subject to the observance of the conditions stated overleaf.
- Holder of this NOC is hereby directed to assure annual recharge of 207900.00 cubic meter, as specified under the application form within the given time period.

**GENERAL CONDITIONS:**

- Holder of this NOC is hereby directed to fill from 1(A) for registering his/her well within 90 days as mentioned in application form shall only started after registration of his/her NOC.
- In case of any change of ownership of the proposed well, fresh authorization has to be obtained.
- All Users abstracting ground water in excess of 100 m<sup>3</sup>/d shall be required to submit impact assessment report prepared by an accredited consultant from CGWA and National Accreditation Board for Education and Training (NABET). The report should highlight environmental risks and proposed management strategies to overcome any significant environmental issues such as ground water level decline, land subsidence etc. within three months of completion of the same to Ground Water Department Uttar Pradesh. The list of accredited Individuals/ Institutions is available on the official web-portal of CGWA.
- For the purpose of measuring and recording the quantity of ground water extracted, every said user shall affix digital water flow meters (conforming to BIS/ IS standards) having telemetry system in the abstraction structure, which record rate and quantum of extraction, at outlet of pumping devices and it shall be presumed that the quantity recorded by the meter has been extracted by the said user, until the contrary is proved. The rate of extraction of ground water from the well shall not exceed to the recorded rate from water meters
- The concerned Authority reserves the right to stop extraction of ground water from the well due to quality hazards or any other reasons, if the situation so demands
- In case of any change of ownership of the existing well, fresh registration has to be obtained.
- No change of location, design, rate of withdrawal and pumping device in respect of the existing well of this certificate shall be made without prior permission of the Competent Authority. Any deviation in this regard shall lead to cancellation of this registration
- In case, any of the particulars / information furnished by the applicant in his application for issuance of this registration is found to be incorrect during verification at any subsequent stage, this registration is liable for cancellation.
- The Certificate of Authorization/ NOC shall be valid for a period of five years from the date of issue. The applicant shall have to apply for renewal through a fresh application, at least ninety days prior to expiry of its validity.
- Construction of piezometers and installation of digital water level recorders with telemetry shall be mandatory for user. Depth and zone tapped of piezometer should be commensurate with that of the pumping well. The data, obtained from digital water level recorders shall be made available to this office on monthly basis
- Guidelines for Installation of Piezometers and their Monitoring

Piezometer is a borewell / tubewell used only for measuring the water level by lowering the tape/ sounder or automatic water level measuring equipment. It is also used to take water sample for water quality testing when ever needed. General guidelines for installation of piezometers are as follows:

- The piezometer is to be installed/constructed at the minimum of 50 m distance from the pumping well through which ground water is being withdrawn. The diameter of the piezometer should be about 4" to 6".
- The depth of the piezometer should be same as is case of the pumping well from which ground water is being abstracted. If, more than one piezometers are installed the second piezometer should monitor the shallow ground water regime. It will facilitate shallow as well as deeper ground water aquifer monitoring.
- No. of piezometers to be constructed & Type of water level monitoring mechanism shall be as per below table:

S.No	Quantum of Ground water withdrawal (cum/day)	No. of piezometers required	Monitoring Mechanism	
			Manual	DWLR with Telemetry
1	< 10	0	0	0
2	11 - 50	1	1	0
3	50- 500	1	0	1
4	> 500	2	0	2

- The measuring frequency should be monthly and accuracy of measurement should be up to cm. the reported measurement should be given in meter upto two decimal.
- For measurement of water level sounder or automatic water level recorder (AWLR)/ Digital Automatic water level recorder (DWLR) with telemetry system should be used for accuracy.
- The measurement of water level in piezometer should be taken, only after the pumping from the surrounding tube wells has been stopped for about four to six hours.
- All the details regarding coordinates, reduced level (with respect to mean level), depth, zone taped and assembly lowered should be provided for bringing the piezometer into the Hydrograph Monitoring System for Ground Water Department, Uttar Pradesh, and for its validation.
- The ground water quality has to be monitored twice in a year during pre-monsoon (May/June) and post-monsoon (October/November) periods. Quality may be got analyzed from NABL approved lab. Besides, one sample (1 lt capacity bottle) to the concerned Director, Ground Water Department, Uttar Pradesh, for chemical analysis.
- A Permanent display board should be installed at piezometer/Tube wells site for providing the location, piezometer/ tube well number, depth and zone tapped of piezometer/tube well for standard referencing and identification.
- Any other site specific requirement regarding safety and access for measurement may be taken care of.
- Any other condition(s) that may be imposed by the concerned Authority.

- 1240
- 51
- In case, any of the particulars / information furnished by the applicant in his application for issuance of this permit is found to be incorrect during verification at any subsequent stage, this permit is liable for cancellation.

• **SPECIFIC CONDITIONS:**

- **(A) For Industrial User:** No Objection Certificate for ground water extraction by industries shall be granted subject to the following specific conditions:
  - i) No Objection Certificate shall be granted only in such cases where local government water supply agencies are not able to supply the desired quantity of water.
  - ii) All industries shall be required to adopt latest water efficient technologies so as to reduce dependence on ground water resources.
  - iii) All industries abstracting ground water in excess of 100 m<sup>3</sup>/d shall be required to undertake annual water audit through Confederation of Indian Industries (CII)/ Federation Indian Chamber of Commerce and Industry (FICCI)/ National Productivity Council (NPC)/ PHD Chamber of Commerce & Industries / Laghu Udyog Bharati certified auditors and submit audit reports within three months of completion of the same to Ground Water Department Uttar Pradesh. All such industries shall be required to reduce their ground water use by at least 20% over the next five years through appropriate means.
  - iv) Construction of observation well(s) (piezometer)(s) within the premises and installation of appropriate water level monitoring mechanism as mentioned in General Condition no.10 shall be mandatory for industries drawing/ proposing to draw more than 10 m<sup>3</sup> /day of ground water and. Monitoring of water level shall be done by the project proponent. The piezometer (observation well) shall be constructed at a minimum distance of 50 m from the bore well/production well. Depth and aquifer zone tapped in the piezometer shall be the same as that of the pumping well/ wells. Monthly water level data shall be submitted online to the Ground Water Department, UP.
  - v) The proponent shall be required to adopt roof top rain water harvesting/ recharge in the project premises. Industries which are likely to pollute ground water (chemical, pharmaceutical, dyes, pigments, paints, textiles, tannery, pesticides/ insecticides, fertilizers, slaughter house, explosives etc.) shall store the harvested rain water in surface storage tanks for use in the industry.
  - vi) Injection of treated/ untreated waste water into aquifer system is strictly prohibited.
  - vii) Industries which are likely to cause ground water pollution e.g. Tanning, Slaughter Houses, Dye, Chemical/ Petrochemical, Coal washeries, other hazardous units etc. (as per CPCB list) need to undertake necessary well head protection measures to ensure prevention of ground water pollution.
- **(B) Infrastructural User:** The No Objection Certificate for ground water abstraction will be granted subject to the following specific conditions:
  - i) In case of infrastructure projects that require dewatering, proponent shall be required to carry out regular monitoring of dewatering discharge rate (using a digital water flow meter) and submit the data online to Ground Water Department, UP as applicable. Monitoring records and results should be retained by the proponent for two years, for inspection or reporting as required by District Ground Water Management Council.
  - ii) Installation of Sewage Treatment Plants (STP) shall be mandatory for new projects, where ground water requirement is more than 20 m<sup>3</sup> /day. The water from STP shall be utilized for toilet flushing, car washing, gardening etc

Date :27/12/2021

Place:Muzaffar Nagar

**This certificate is electronically generated and does not require digital signature**

1241

ANNEXURE!- R21/D

52

Revised Report

**TECHNICAL REPORT**

**On**

**ADEQUACY OF PROPOSED ETP FOR  
TREATMENT OF EFFLUENT TO BE GENERATED  
FROM 300 TPD DUPLEX BOARD AND 225 TPD CUP  
STOCK/KRAFT PAPER FROM 100 % WASTE  
PAPER**

**At**

**M/S GENUS PAPER & BOARD LIMITED,  
JANSATH ROAD, MUZAFFARNAGAR (U.P.)**

**By**



**Central Pulp and Paper Research Institute,  
Saharanpur- 247001(U.P)**

**September, 2021**

**CONTENTS**

<b>S. No.</b>	<b>Particulars</b>	<b>Page No.</b>
1.	Background of the mill	1
2.	Objective of the report	1
3.	Manufacturing process	2
4.	Details of fresh water usage	3
5.	Waste water generation & its characteristics	4
6.	Proposed effluent Treatment plant	5
7.	Adequacy of existing ETP	6
8.	Operation & maintenance of ETP	8
9.	Remarks	9
	Manufacturing process	Fig.-1 & Fig.-2
	Layout of existing ETP	Fig.-3

## 1.0 BACKGROUND OF THE MILL:

Genus Paper and Board Limited, Unit- Muzaffarnagar is located at 8<sup>th</sup> Km. stone, Jansath Road, District- Muzaffarnagar, U.P. Formerly known as M/s N S papers Limited which was established in the year 1997. The mill has three paper machines and at present proposes to operate two paper machines and third machine will be put in operation after some modification. At present mill propose to operate one Paper Machine (II) having capacity of 300 TPD to produce Duplex Board and second Machine (III) having capacity of 225 TPD will be operated to manufacture Cup Stock/unbleached Kraft paper from waste paper depending market requirement. At the time of visit on 24.02.2021 all the two machines were under maintenance and expected to start production shortly. The mill has three numbers of hydrapulper and three Hicon Pulper for processing of waste paper to produce pulp of different quality required for manufacturing of Duplex board and Cup stock or Kraft paper. The mill also proposed to install 9 MW power plants to full fill the electricity requirement of the mill.

## 2.0 OBJECTIVE OF THE REPORT:

The mill has now decided to operate Machine (III) of capacity 225 TPD to produce either Cup stock or Kraft Paper from waste paper depending on market requirement in addition to 300 TPD Duplex board (Machine-II). So on the request of the mill, the present report is revised to assess the adequacy of existing Effluent Treatment Plant (ETP) for treatment of

*[Handwritten signature]*  
1

waste water to be generated from proposed 525 TPD paper production i.e. 300 TPD Duplex board and 225 TPD Cup stock or Kraft paper from waste paper only. The present report is prepared on the basis of information's provided by the mill w.r.t. Design specifications of existing ETP units, fresh water consumption and expected effluent volume & their characteristics to be generated from both paper machine of production capacity around 525 TPD Duplex board and Cup stock/Kraft paper.

### 3.0 MANUFACTURING PROCESS:

Waste Paper based Pulp & Paper making is a relatively simple process with reduced environmental impact. The mills proposed to have following manufacturing process which mainly includes:

#### Slushing of waste paper

- Hydra Pulper and Hicon Pulper will be used for slushing of waste paper (indigenous and imported) and no chemical will be added in pulper.
- The mill has installed Poly Disc Filter (PDF) at both paper machine to recover the fiber and clear back water for recycling in process to reduce fresh water consumption to a greater extent.

#### Stock Preparation

- The waste paper pulp produced through pulper will be cleaned and screened through a combination of High Density Cleaner, Turbo separator, Hole Screen, Drum Thickener followed by refining as per

*Signature*  
14/7/2024 2

product quality required for Cup stock/Kraft paper and Duplex board paper to be manufactured.

The necessary chemicals, additives and dyes will be mixed to achieve desired product specifications.

#### Paper Making

- The pulp stock after passing through centricleaner and slotted screen will be used for production of duplex board & Cup stock / Kraft paper.

The flow sheets of paper manufacturing process for both Paper Machine II & III are indicated in Fig. - 1 & Fig.- 2 respectively.

#### 4.0 DETAILS OF FRESH WATER USAGE:

The fresh water consumption in a paper mill depends mainly on raw materials used, process, technology employed and quality of end products. The fresh water consumption in waste paper based mill is comparatively low as it involves less process steps in manufacturing of Cup stock and duplex paper from 100 % waste paper. Most of the process operation involved are to be completed with back water and fresh water will be used only in paper machine showers, boilers, chemical preparation etc. where reuse of back water is not possible due to scaling / deposition of inorganic salts which may affect the product quality as well as the efficiency of the equipment / machines. The blow down rejects from RO plant of boiler house is also reused in the process. The general

*Signature*  
10/11/03  
3

adequacy of Genus Paper & Board Limited (Unit-II), Muzaffarnagar Sep. 2021

information and expected fresh water consumption at M/s Genus Paper & Board Limited, Muzaffarnagar is given below:

S.No.	Particulars	Expected fresh water consumption Machine - II, 300 TPD (Duplex Board) Machine - III, 225 TPD (Cup Stock/Kraft paper)
1.	Pulp Mill & Chemical consumption	150
2.	Paper Machine	2,500
3.	Boiler	150
4.	Sealing / Cooling Tower	325
5.	Domestic / Others	25
Total water consumption, m <sup>3</sup> /day		3,150
Total water Consumption, m <sup>3</sup> /t paper		6.00

#### 5.0 WASTE WATER GENERATION & ITS CHARACTERISTICS:

The main source of waste water is excess back water of paper machine, pulp washing, screening process etc. Around 80 % fresh water consumed ends up as waste water. The expected characteristics & volume of waste water to be generated from Paper Machine-II (Duplex Board) and Paper Machine-III (Cup Stock/Kraft paper) considered for assessment of existing ETP adequacy are as follows:

*Handwritten signature*  
10/11/21

S.No.	Particulars	Expected effluent characteristics from 300 TPD Duplex board and 225 TPD Cup stock/Kraft paper
1.	Total fresh water consumption, m <sup>3</sup> /day	3,150
2.	Waste water volume going to ETP and discharged, m <sup>3</sup> /d	2,300
<b>Expected effluent characteristics after primary clarifier</b>		
1.	pH	6.5-7.4
2.	TSS, mg/l	175
3.	COD, mg/l	1,250
4.	BOD, mg/l	850

#### 6.0 PROPOSED EFFLUENT TREATMENT PLANT:

The mill is proposed to use existing ETP for treatment of mill effluent to be generated from both machine-II & machine-III to the accepted discharge standards. The existing ETP consists mainly equalization tank, saveall & hill screen for fiber recovery, primary clarifier, aeration tank with diffused aeration system, secondary clarifier, tertiary treatment system. Tertiary treated effluent will be discharged to drain. The flow diagram of existing ETP is given in Fig.- 3 and the specifications are given in text report.

*Handwritten signature*

S. No.	Details	Dimensions	Purpose
1	Equalization tank with mixing device	Capacity- 434 m <sup>3</sup>	To avoid variation in effluent characteristics
2	Save all	Capacity- 300 m <sup>3</sup>	For removal of fibers
3	Hill Screen & Johnson Screen	3.0 m x 8.0 m x 3.0 m	For removal of fibers
4	Primary Clarifier	Φ19.0 X 3.5 m Capacity- 921 m <sup>3</sup>	For removal of suspended matter
5	Aeration Tank (I & II)	Dimension: 26 x 26 X 3.6 m (02 Nos.) = 2433 m <sup>3</sup> (each) Total Capacity- 4,866 m <sup>3</sup>	For removal of COD and BOD
6	Secondary Clarifier	Φ19 m X 3.5 m Capacity- 921 m <sup>3</sup>	For removal of biological biomass
7	Tertiary Treatment (Duel Media Filter)= 02 Nos.	Capacity- 100 m <sup>3</sup> /hr each	To improve the quality of treated effluent
8	Sludge Drying Beds	4.5 x 3.5 x 1.2 m (6 Nos.) Total Capacity: 114 m <sup>3</sup>	To handle the ETP sludge

### 7.0 ADEQUACY OF EXISTING ETP:

The mill proposes to manufacture 300 TPD Duplex board and 225 TPD Cup board/Kraft paper from waste paper only. The adequacy of existing Effluent Treatment Plant (ETP) is evaluated based on the expected pollution load to be generated from machine-II (Duplex board) & machine-III (Cup stock/Kraft paper). The details of ETP adequacy are as follows:

*Handwritten signature/initials*

Proposed ETP adequacy of Genus Paper &amp; Board Limited (Unit-II), Masab Taluk, Mysore

Dy. No. 3001

## 7.1 COMBINED EFFLUENT AND POLLUTION LOAD (EXPECTED):

Particulars	Expected Effluent characteristics ( after primary clarifier)	Combined Effluent  Total Pollution load, Kg/day
	Machine - II, 300 TPD (Duplex Board) Machine - III, 225 TPD (Cup Stock/Kraft paper)	
Fresh water, m <sup>3</sup> /d	3,150 (@ 6.00 m <sup>3</sup> /t paper)	
Waste water discharged, m <sup>3</sup> /d	2,300 (@ 4.38 m <sup>3</sup> /t paper)	
TSS	175 mg/l	403
COD	1,250 mg/l	2,875
BOD	850 mg/l	1,955

## 7.2 ETP ADEQUACY ASSESSMENT:

S. No.	Details	Dimensions	Remarks
1.	Equalization tank with air mixing system	Capacity- 434 m <sup>3</sup> Retention Time- 4.3 hr	Adequate
2.	Save all	Capacity- 300 m <sup>3</sup> Retention Time- 3.0 hr	Adequate
3.	Hill Screen & Johnson Screen	--	Adequate
4.	Primary Clarifier	Capacity- 921 m <sup>3</sup> Retention Time- 9.2 hrs Surface area, m <sup>2</sup> : 284 SOR- 8.0 m <sup>3</sup> /m <sup>2</sup> /d	Adequate to handle effluent volume at proposed paper production (525 TPD).
5.	Aeration Tank (Diffused aeration) Effluent flow including recycling - 2,760 m <sup>3</sup> /day 115 m <sup>3</sup> /hr BOD load- 81 kg/hr	Capacity - 4,866 m <sup>3</sup> Retention time- 42.3 hrs VLR. 0.40 kg BOD/m <sup>3</sup> /day  Oxygen required , kg/hr : 160 Oxygen Available kg/ hr - 224 (Blowers : 4 x 40 HP)	Tank capacity & diffused aerators adequate to treat the expected BOD load at proposed paper production (525 TPD).
6.	Secondary Clarifier	Capacity - 921 m <sup>3</sup> Retention Time- 8.0 hrs Surface area, m <sup>2</sup> : 284 SOR- 9.7 m <sup>3</sup> /m <sup>2</sup> /d	Adequate to handle more than the expected effluent load

*Signature*  
10/11/21

Proposed ETP adequacy of Gemas Paper & Board Limited (Unit-II), Malacca, Singapore | 09/11/2014

7.	Tertiary Treatment (DMF) - 02 Nos	Capacity- 100 m <sup>3</sup> /hr each	Adequate
8.	Sludge Drying Beds	4.5 x 3.5 x 1.2 m (6 Nos.) Total Capacity: 113 m <sup>3</sup>	Suggested to install Filter Press for dewatering of ETP sludge

### 8.0 OPERATION & MAINTENANCE OF ETP:

To achieve the designed performance from ETP, it is necessary to operate it under optimum conditions so as to meet the environmental discharge standards. Following are the suggested measures, the mill should adopt for proper and optimum operation of ETP:

- Ensure proper and optimum conditions as per the designed specification and manufacturer's instruction.
- Avoid fluctuation in effluent flow and pollution load so as to reduce the shock load to biomass and the system as a whole.
- Ensure proper addition of nutrients like urea & Di-ammonium phosphate in the aeration tank (BOD: N: P - 100:5:1).
- Maintain required level of MLSS concentration (2000-2500 mg/l) in aeration tank by ensuring proper microbial growth.
- Maintain desired level of DO in the aeration tank (1-2 mg/l).
- Ensure periodic & timely withdrawal of sludge from the clarifiers.
- Proper maintenance of electric motors and pumps etc.

In addition to above, routine testing of pollutional parameters is essential to maintain desired performance of ETP. However, the mill suggested to have full-fledge ETP laboratory for analysis of required parameters. The parameters of concern and the frequency of their analyses advised are as under:

*Signature*  
10/11/14

Proposed ETP adequacy of Genus Paper & Board Limited (Unit II), Muzaffarnagar

Parameters	Frequency of analysis
pH	Daily
Suspended Solids	Daily
Total Dissolved Solids	Daily
COD	Weekly
BOD	Fortnightly
Effluent Flow	Daily by V notch and online flow meter

#### 9.0 REMARKS:

- Based on design specifications and data provided by Genus Paper and Board Limited, Muzaffarnagar, the existing ETP consisting Equalization Tank, Save-all, Hill Screen & Johnson Screen, Primary Clarifier, Aeration Tanks with diffused aerators, Secondary Clarifier & Tertiary Treatment (Duel Media Filters) (Fig.- 3) will be sufficient & adequate to handle and treat the expected mill effluent load to be generated from proposed 525 TPD paper production (Duplex board 300 Vd and Cup stock/Kraft paper 225 Vd) to meet the discharge standards stipulated by regulatory authority, provided the existing ETP is operated under optimum condition on regular basis.
- CPPRI also suggest for installing Filter Press for dewatering of ETP sludge.
- Mill is also advised to get performance assessment of existing ETP after resuming paper production.

**Note:- This report is based on the technical information's provided by the mill & cannot be deemed to be a certificate for any legal implications.**

Dr. Shivaker M. Scientist E-II  
 Head (Audit Cell- Energy & Environment)  
 Central Pulp & Paper Research Institute  
 Saharanpur-247001 (U.P)

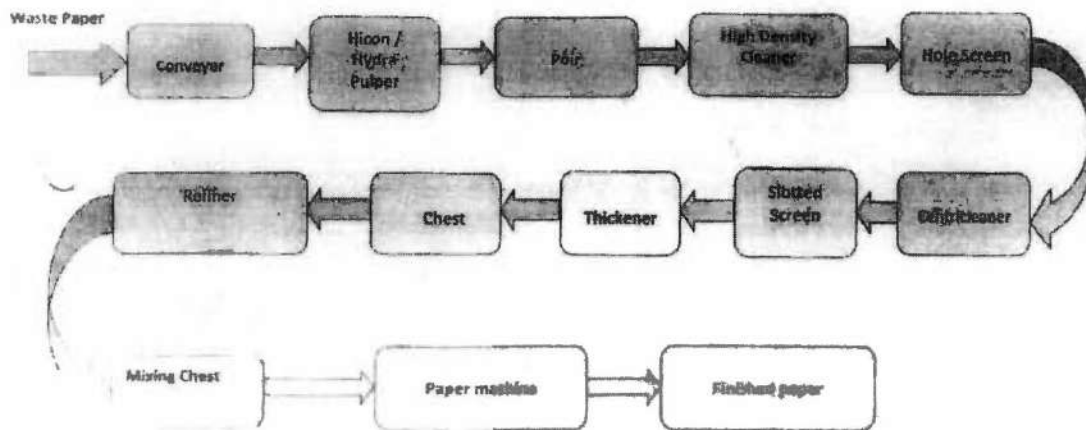


Fig. - 1, Layout of Paper Manufacturing Process (Machine-II) Duplex Board at W/G Genus Paper & Board Ltd, Muzaffarnagar (U.P.)

*Handwritten signature and date:*  
19/11/2019

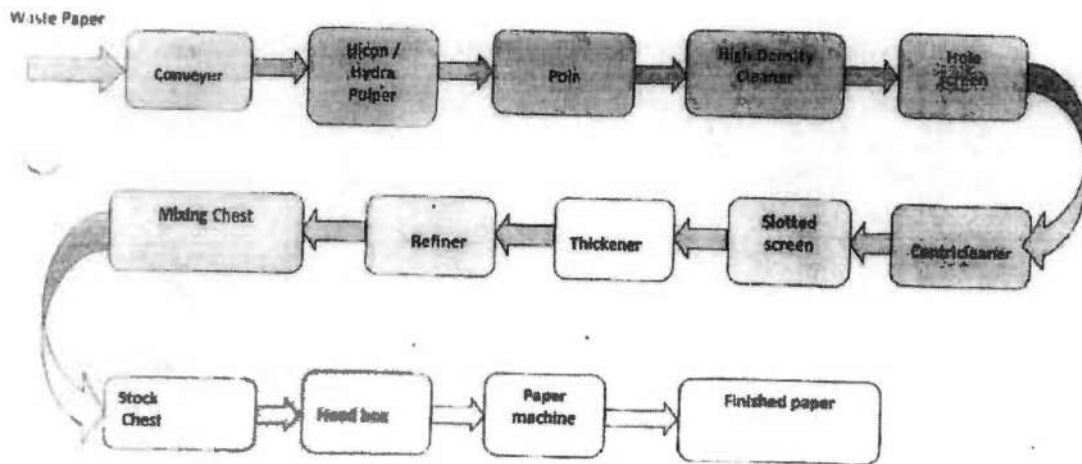


Fig.- 2, Layout of Paper Manufacturing Process (Machine-III) Cup stock/Kraft paper at M/s Genus Paper & Board Ltd, Muzaffarnagar (U.P.)

*Signature*  
1/2/2024

1254

ANNEXURE:- R21/E

65



उत्तर प्रदेश UTTAR PRADESH



ASH SUPPLY AGREEMENT

BETWEEN

GENUS PAPER & BOARDS LIMITED

AND

KAILASH COAL & COKE CO. LTD.

This supply of Agreement ("Agreement") is made at Muzaffarnagar on 1st day of April 2024 ("01-04-24")

KAILASH COAL & COKE CO. LTD, BEHIND MORADABAD DHARAM KANTA HARTHLA KANTH ROAD MORADABAD- 244001 Which expression shall unless repugnant to the meaning of context thereof, be include its successors and assigns) of the First party.

And

Genus Paper & Boards Limited, 8th Km Stone, Jansath road, Muzaffarnagar (UP) having its registered Office at Genus Paper & Boards Limited, Agwanpur, Moradabad (UP) herein after referred to as "Genus Paper MZN", Which expression shall unless repugnant to the meaning of context thereof, be include its successors and assigns) of the Second party.

PRERNA TYAGI  
NOTARY  
MUZAFFARNAGAR

s13060

16 SEP 2024


(2)

KAILASH COAL & COKE CO. LTD and Genus Paper & Boards Limited shall be individually referred to as party and collectively as Parties.

**WHEREAS**

- A. **KAILASH COAL & COKE CO. LTD** is an entity engaged in the business of infrastructure under the pollution norms. **KAILASH COAL & COKE CO. LTD** has the capacity to safely per-process fly ash in an environment friendly manner and converting infrastructure.
- B. **Genus Paper & Boards Limited, Muzaffarnagar** (Second Party) in under taking to supply Boiler Fly Ash (hereinafter referred to as "Fly Ash" in the different state and is desirous of delivering this fly Ash to the **KAILASH COAL & COKE CO. LTD** Plant MBD for its scientific disposal/co-processing.

**NOW IT IS HEREBY AGRRED AS FOLLOWS**



**1. Supply and Disposal**

- I. Subject to and in accordance with the terms and conditions set forth in this agreement, **Genus Paper & Boards, Muzaffarnagar** (Second Party) shall Provide the **KAILASH COAL & COKE CO. LTD** for co-processing/ infrastructure
- II. **Genus Paper & Boards, Muzaffarnagar** (Second Party) hereby represents and assure **KAILASH COAL & COKE CO. LTD** that it will obtain and maintain all approvals, clearance, registration or any permission needed to supply the Fly Ash
- III. **Genus Paper & Boards, Muzaffarnagar** (Second Party) hereby specifically agrees and confirms that it is fully authorised to undertake the work entrusted herein and will adhere to the provision of the Environment Protection Act 1986 and subsequent (amendment) in rules and any other applicable rules, as amended from time to time.
- IV. **Genus Paper & Boards, Muzaffarnagar** (Second Party) hereby specifically agrees and confirms to provide fly ash on need basis for infrastructure to **KAILASH COAL & COKE CO. LTD**

**2. Disposal Certification**

Subject to and in accordance with the Terms and conditions set forth in this agreement, **KAILASH COAL & COKE CO. LTD** shall issue a certificate to **Genus Paper & Boards, Muzaffarnagar** (Second Party), certifying the scientific disposal of the monthly quantity of

s13060

PRERNA TYAGI  
NOTARY  
MUZAFFARNAGAR

16 SEP 2024

(3)

the **KAILASH COAL & COKE CO. LTD** received from Genus Paper & Boards, Muzaffarnagar (Second Party) and accepted for disposal by **KAILASH COAL & COKE CO. LTD** OF Manufacturing Plant with 10 days after the month.

### 3. Confidentiality

During the Terms, the parties may have access to or certain confidential information from either party. The Parties undertake to maintain confidentiality of information so derived and not, either by itself or through its employees, agents or subcontractors, disclose to any third party or use for any purpose other than mentioned in this agreement without the written permission, except as may be required under any law. This clause will not apply to information available in public domain.

### 4. Terms and Termination:

#### 4.1 Term

This agreement shall be valid and binding from the date of its execution till one (01) year of its execution. The Parties may mutually agree to extend the period of this Agreement by such additional period as they may deem fit.


#### 5. Termination

5.1 This Agreement can be terminated by Genus Paper & Boards by giving 15 days' notice period on any of the following ground:

- I. Any permission is found to have not been obtained or maintained by **KAILASH COAL & COKE CO. LTD** with respect to collection, Storage and transportation by **KAILASH COAL & COKE CO. LTD**
- II. Any permission is found to have not been obtained or maintained by **KAILASH COAL & COKE CO. LTD** (Second Party) in relation to allowing the delivery and disposal of the relevant **KAILASH COAL & COKE CO. LTD**.
- III. Parties may terminate the agreement after giving a notice of Sixty (60) days to the other Party of its intention to terminate the Agreement.

### 6. Commercial Terms

- I. All commercial terms as applicable in this agreement will be settled between **KAILASH COAL & COKE CO. LTD** and **Genus Paper & Boards, Muzaffarnagar** (Second Party).
- II. **KAILASH COAL & COKE CO. LTD** Shall Organise to transport the fly **KAILASH COAL & COKE CO. LTD** from **Genus Paper & Boards,**



(4)

**Muzaffarnagar** (Second Party) to their own plant own cost & risk and shall arrange to taken quantum of fly Ash through road transportation as per the mutually agreed delivery/supply schedule.

#### 7. Governing Law & Disputes Settlement

This Agreement shall be constructing and interpreted in accordance with and governed by the laws of India and the Courts at Muzaffarnagar (UP). India shall have jurisdiction over all matters arising out of or relating to this Agreement.

#### 8. Miscellaneous

- I. No failure on the part of any to exercise, and no delay in exercising, any right power or privilege hereunder shall operate as a waiver thereof or consent thereto, nor shall any single or partial exercise of any such right, power or privilege preclude any other of further exercise thereof or the exercise of any right, power or privilege. The remedies provided are provided are cumulative and not exclusive of any remedies provided by applicable law.

#### II. Entire Agreement

This Agreement constitute the entire agreement between the parties and includes all promises and representations, express or implied, and superseded all other prior agreement and presentations, written or oral between the parties relating to the subject matters thereof. Anything which is not constituted in this instrument is not part of this

#### III. Amendments

Any amendment of any provision of this Agreement shall be effective if it is evidenced in writing and signed by both **KAILASH COAL & COKE CO. LTD** and Genus Paper & Boards Limited, Muzaffarnagar.

#### IV. Further Assurance

Each party shall promptly take such actions and execute such documents as are necessary to give full effect to the rights of the other Party contained in and/or contemplated by this Agreement.

#### V. Rights Cumulative

The rights power, privileges and remedies provided cumulative and are exclusive of any rights, power, privileges or provided by law or otherwise.

#### VI. Compliance

s13060

PRERNA NYAGI  
NOTARY  
MUZAFFARNAGAR

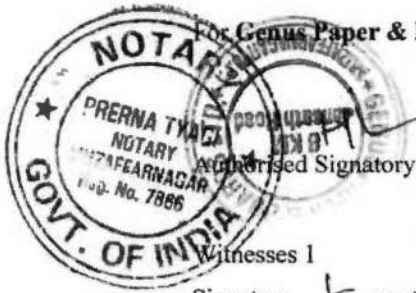
4

16 SEP 2024

(5)

Genus Paper & Boards Limited, Muzaffarnagar and KAILASH COAL & COKE CO. LTD and shall comply with all laws, rules and regulations, insofar as they are binding upon or affect operations of Genus Paper & Boards Limited, Muzaffarnagar shall fully comply with the Fly Ash Mangement and all statutory modifications/amendment thereof and shall perform its service/obligations and discharge its duties under this Agreement in accordance with these Rules or any prescribed guidelines under these rules or by State Pollution Control Board/Central Pollution Control Board.

IN WITNESS WHEREOF, the parties hereto have executed this agreement as of the and year first above written.



For Genus Paper & Boards Limited

For KAILASH COAL & COKE CO. LTD

Authorised Signatory  
Witnesses 1  
Signature.....

Authorised Signatory  
Witnesses 2  
Signature.....

Name ... KULDEEP K...

Name ... Rohit Yadav

Genus Paper & Kailash Coal

I was before me of  
The deponent  
is/are identified by Shri  
I have satisfied myself by examining the  
deponent who understands the contents of  
the affidavit which has been read out and  
explained by me to the deponent. Fee.....  
Charged Rs.....  
NOTARY DISTRICT MUZAFFARNAGAR

Identified by

PRERNA TYAGI  
NOTARY  
MUZAFFARNAGAR

16 SEP 2024



AN ISO 9001:2008 COMPANY

**Genus Paper & Boards Ltd.**

(A Kailash Group Company)

Works : Unit-2, Jansath Road MuzaffarNagar 251001

Phone : , Email : sales@genuspaper.com

State : Uttar Pradesh , State Code : 09

GSTIN No. : 09AAECG5483A2ZO, PAN : AAECG5483A

CIN No. : L21098UP2012PLC048300

**Genus**  
energizing lives

Original For Recipient

Duplicate For Transporter

Triplicate For Supplier

Extra Copy

ANNEXURE!- R21/F (Colty)

**TAX INVOICE****Original For Receipt**

<b>Details of Recipient (Billed To)</b> <b>KAILASH COAL &amp; COKE CO. LTD.,[CUSTOMER]</b> BEHIND MORADABAD DHARAM KANTA HARTHLA KANTH ROAD Moradabad- 244001 <b>Place Supply To</b> : 09 - Uttar Pradesh <b>GSTIN No.</b> : 09AADCK2014Q1ZC <b>PAN No.</b> : AADCK2014Q		<b>Invoice No.</b> : MiscInv/0440 <b>Date</b> : 06/Aug/2024 <b>Preparation Time</b> : 10:19 <b>Removal Time</b> : 10:19 <b>G. R No.</b> : - <b>G. R. Date</b> : 06-Aug-2024 <b>Vehicle No.</b> : UP16KT-4669 <b>Transporter</b> : PARTY TRANSPORT	
<b>Details of Consignee (Shipped To):</b> <b>MECHFAN INFRA PRIVATE LIMITED</b> D 032 ETA GR NOIDA GAUTAM BUDHA NAGAR-201308 <b>Place Supply To</b> : 9 - Uttar Pradesh <b>GSTIN No.</b> : 09AANCM7172R1ZD <b>PAN No.</b> : AANCM7172R			

S. No.	Description Of Goods	Order No.	HSN CODE	QTY.	Unit	Rate	Amount (Rs.)
1	Fly Ash Waste		26219000	36.270	MT	200.00	7254.00
<b>Total</b>				<b>36.270</b>	<b>MT</b>		<b>7254.00</b>

<b>Policy No</b> :			Gross Amount	7254.00
<b>E-Way Bill No.</b> : 461466763153			Taxable GST	7254.00
<b>E-Way Bill Date</b> : 06-Aug-2024			CGST	181.35
<b>Ack No</b> : 142415398399660			SGST	181.35
<b>Ack Date</b> : 06/Aug/2024			Bill Amount	7616.70
<b>IRN No</b> : af3e89649a398517d0f8e44043f85f3bfc440b41dc4f27e00be086c11eb245b1			Round Off	0.30
<b>Total..... ₹</b>			<b>7617.00</b>	

**Total Invoice Value : Rupees Seven Thousand Six Hundred Seventeen Only****GST DETAILS :**

HSN CODE	TAXABLE AMT	CGST %	CGST AMT	SGST %	SGST AMT	IGST %	IGST AMT	TOTAL
26219000	7,254.00	2.50	181.35	2.50	181.35	0.00	0.00	362.70
<b>TOTAL</b>	<b>7254.00</b>		<b>181.35</b>		<b>181.35</b>		<b>-</b>	<b>362.70</b>

**We declare that this invoice shows the actual price of goods described and that all particulars are true and correct.****Terms & Conditions :**

Our Responsibility ceases, once goods leave our premises.  
 If full payment not received within stipulated period interest @24% will be charged extra.  
 All disputes are subject to Muzaffarnagar (U.P.) jurisdiction only.  
 Certified that amount indicated in the Invoice represents the price actually charged by us and that there is no additional consideration following directly or indirectly from such sales over and above what has been declared.  
 X  
 Goods once sold will not be taken back on any account.

Certified that  
 the particular given above are true and correct.  
 For, Genus Paper & Boards Ltd.

Authorized Signatory



AN ISO 9001:2008 COMPANY

**Genus Paper & Boards Ltd.**

(A Kailash Group Company)

Works : Unit-2, Jansath Road MuzaffarNagar 251001

Phone : , Email : sales@genuspaper.com

State : Uttar Pradesh , State Code : 09

GSTIN No. : 09AAECG5483A2ZO, PAN : AAECG5483A

CIN No. : L21098UP2012PLC048300

Original For Receipt  
Duplicate For Transporter  
Triplicate For Supplier  
Extra Copy**TAX INVOICE****Original For Receipt**

<b>Details of Receptient (Billed To)</b> <b>KAILASH COAL &amp; COKE CO. LTD.,[CUSTOMER]</b> BEHIND MORADABAD DHARAM KANTA HARTHLA KANTH ROAD Moradabad- 244001 <b>Place Supply To</b> : 09 - Uttar Pradesh <b>GSTIN No.</b> : 09AADCK2014Q1ZC <b>PAN No.</b> : AADCK2014Q		<b>Invoice No.</b> : MiscInv/1190 <b>Date</b> : 30/Nov/2024 <b>Preparation Time</b> : 18:01 <b>Removal Time</b> : 18:01 <b>G. R No.</b> : - <b>G. R. Date</b> : 30-Nov-2024 <b>Vehicle No.</b> : HR58D-7180 <b>Transporter</b> : PARTY TRANSPORT
<b>Details of Consignee (Shipped To):</b> <b>CIS FLEETS LLP</b> LAIDWARA DEOBAND SAHARANPUR-247554 <b>Place Supply To</b> : 9 - Uttar Pradesh <b>GSTIN No.</b> : 09AATFC4516C1ZG <b>PAN No.</b> : AATFC4516C		

S. No	Description Of Goods	Order No.	HSN CODE	QTY.	Unit	Rate	Amount (Rs.)
1	Fly Ash Waste		26219000	27.500	MT	200.00	5500.00
<b>Total</b>				<b>27.500</b>	<b>MT</b>		<b>5500.00</b>

<b>Policy No</b> :			
<b>E-Way Bill No.</b> :		Gross Amount	5500.00
<b>E-Way Bill Date</b> :		Taxable GST	5500.00
<b>Ack No</b> :		CGST	137.50
<b>Ack Date</b> :		SGST	137.50
<b>IRN No</b> :		Bill Amount	5775.00

**Total..... ₹ 5775.00**

**Total Invoice Value : Rupees Five Thousand Seven Hundred Seventy Five Only**

<b>GST DETAILS :</b>								
HSN CODE	TAXABLE AMT	CGST %	CGST AMT	SGST %	SGST AMT	IGST %	IGST AMT	TOTAL
26219000	5,500.00	2.50	137.50	2.50	137.50	0.00	0.00	275.00
<b>TOTAL</b>	<b>5500.00</b>		<b>137.50</b>		<b>137.50</b>		<b>-</b>	<b>275.00</b>

**We declare that this invoice shows the actual price of goods described and that all particulars are true and correct.**

<b>: Terms &amp; Conditions :</b> Our Responsibility ceases, once goods leave our premises. If full payment not received within stipulated period interest @24% will be charged extra. All disputes are subject to Muzaffarnagar (U.P.) jurisdiction only. Certified that amount indicated in the Invoice represents the price actually charged by us and that there is no additional consideration following directly or indirectly from such sales over and above what has been declared. PAPPU 123 Goods once sold will not be taken back on any account.	Certified that the particular given above are true and correct. For, Genus Paper & Boards Ltd.  Authorized Signatory
---	--



AN ISO 9001:2008 COMPANY

# Genus Paper & Boards Ltd.

(A Kailash Group Company)

Works : Unit-2, Jansath Road Muzaffarnagar 251001

Phone : , Email : sales@genuspaper.com

State : Uttar Pradesh , State Code : 09

GSTIN No. : 09AAECG5483A2ZO, PAN : AAECG5483A

CIN No. : L21098UP2012PLC048300




Original For Receipt  
Duplicate For Transporter  
Triplicate For Supplier  
Extra Copy

## TAX INVOICE

Original For Receipt

<b>Details of Receptient (Billed To)</b> <b>KAILASH COAL &amp; COKE CO. LTD.,[CUSTOMER]</b> BEHIND MORADABAD DHARAM KANTA HARTHLA KANTH ROAD Moradabad- 244001 <b>Place Supply To</b> : 09 - Uttar Pradesh <b>GSTIN No.</b> : 09AADCK2014Q1ZC <b>PAN No.</b> : AADCK2014Q		<b>Invoice No.</b> : MiscInv/1213 <b>Date</b> : 04/Dec/2024 <b>Preparation Time</b> : 21:34 <b>Removal Time</b> : 21:34 <b>G. R No.</b> : - <b>G. R. Date</b> : 04-Dec-2024 <b>Vehicle No.</b> : UP16HT-0865 <b>Transporter</b> : PARTY TRANSPORT
<b>Details of Consignee (Shipped To):</b> <b>MECHFAN INFRA PRIVATE LIMITED</b> D 032 ETA GR NOIDA GAUTAM BUDHA NAGAR-201308 <b>Place Supply To</b> : 9 - Uttar Pradesh <b>GSTIN No.</b> : 09AANCM7172R1ZD <b>PAN No.</b> : AANCM7172R		

S. No	Description Of Goods	Order No.	HSN CODE	QTY.	Unit	Rate	Amount (Rs.)
1	Fly Ash Waste		26219000	23.160	MT	200.00	4632.00
<b>Total</b>				<b>23.160</b>	<b>MT</b>		<b>4632.00</b>

<b>Policy No</b> : <b>E-Way Bill No.</b> : <b>E-Way Bill Date</b> : <b>Ack No</b> : 142416209558100 <b>Ack Date</b> : 04/Dec/2024 <b>IRN No</b> : 169cfb227a246785b6d5e032a69c844fbb9f a427cecd43f99f04ab7ac33db106		<b>Gross Amount</b> : 4632.00 <b>Taxable GST</b> : 4632.00 <b>CGST</b> : 115.80 <b>SGST</b> : 115.80 <b>Bill Amount</b> : 4863.60 <b>Round Off</b> : 0.40
---	--	--

**Total..... ₹ 4864.00**

**Total Invoice Value : Rupees Four Thousand Eight Hundred Sixty Four Only**

**GST DETAILS :**

HSN CODE	TAXABLE AMT	CGST %	CGST AMT	SGST %	SGST AMT	IGST %	IGST AMT	TOTAL
26219000	4,632.00	2.50	115.80	2.50	115.80	0.00	0.00	231.60
<b>TOTAL</b>	<b>4632.00</b>		<b>115.80</b>		<b>115.80</b>		<b>-</b>	<b>231.60</b>

**We declare that this invoice shows the actual price of goods described and that all particulars are true and correct.**

<p><b>: Terms &amp; Conditions :</b></p> <p>Our Responsibility ceases, once goods leave our premises.          If full payment not received within stipulated period interest @24% will be charged extra.          All disputes are subject to Muzaffarnagar (U.P.) jurisdiction only.          Certified that amount indicated in the Invoice represents the price actually charged by us and that there is no additional consideration following directly or indirectly from such sales over and above what has been declared.          X          Goods once sold will not be taken back on any account.</p>	<p>Certified that the particular given above are true and correct. For, Genus Paper &amp; Boards Ltd.</p> <p>Authorized Signatory</p> <p><b>VIKRANT</b></p> <p><small>Digitally signed by Vikrant DN: cn=Vikrant, o=Genus serialNumber=12345678901234567890, email=vikrant@genus.com c=IN, ou=Genus Paper &amp; Boards Ltd., ou=Uttar Pradesh, ou=Muzaffarnagar, ou=Unit-2, ou=Jansath Road, ou=251001, ou=India</small></p>
---	--



AN ISO 9001:2008 COMPANY

**Genus Paper & Boards Ltd.**

(A Kailash Group Company)

Works : Unit-2, Jansath Road MuzaffarNagar 251001

Phone : , Email : sales@genuspaper.com

State : Uttar Pradesh , State Code : 09

GSTIN No. : 09AAECG5483A2ZO, PAN : AAECG5483A

CIN No. : L21098UP2012PLC048300

**Genus**  
energizing livesOriginal For Receipt  
Duplicate For Transporter  
Triplcate For Supplier  
Extra Copy**TAX INVOICE****Original For Receipt**

<b>Details of Recipient (Billed To)</b> <b>KAILASH COAL &amp; COKE CO. LTD.,[CUSTOMER]</b> BEHIND MORADABAD DHARAM KANTA HARTHLA KANTH ROAD Moradabad- 244001 <b>Place Supply To</b> : 09 - Uttar Pradesh <b>GSTIN No.</b> : 09AADCK2014Q1ZC <b>PAN No.</b> : AADCK2014Q				<b>Invoice No.</b> : MiscInv/1223 <b>Date</b> : 07/Dec/2024 <b>Preparation Time</b> : 09:12 <b>Removal Time</b> : 09.20 <b>G. R No.</b> : - <b>G. R. Date</b> : 07-Dec-2024 <b>Vehicle No.</b> : HR58D-2701 <b>Transporter</b> : PARTY TRANSPORT			
<b>Details of Consignee (Shipped To):</b> <b>MECHFAN INFRA PRIVATE LIMITED</b> D 032 ETA GR NOIDA GAUTAM BUDHA NAGAR-201308 <b>Place Supply To</b> : 9 - Uttar Pradesh <b>GSTIN No.</b> : 09AANCM7172R1ZD <b>PAN No.</b> : AANCM7172R							

S. No	Description Of Goods	Order No.	HSN CODE	QTY.	Unit	Rate	Amount (Rs.)
1	Fly Ash Waste		26219000	37.400	MT	200.00	7480.00
<b>Total</b>				<b>37.400</b>	<b>MT</b>		<b>7480.00</b>

**Policy No** :

**E-Way Bill No.** :  
**E-Way Bill Date** :  
**Ack No** : 142416228886402  
**Ack Date** : 07/Dec/2024  
**IRN No** : 062ff9edf6103415ab7f2b3d7ca0d3741485  
60dc5ea3044ab907e9b8fe74c2f0



Gross Amount : 7480.00  
Taxable GST : 7480.00  
CGST : 187.00  
SGST : 187.00  
Bill Amount : 7854.00

**Total..... ₹ 7854.00****Total Invoice Value : Rupees Seven Thousand Eight Hundred Fifty Four Only****GST DETAILS :**

HSN CODE	TAXABLE AMT	CGST %	CGST AMT	SGST %	SGST AMT	IGST %	IGST AMT	TOTAL
26219000	7,480.00	2.50	187.00	2.50	187.00	0.00	0.00	374.00
<b>TOTAL</b>	<b>7480.00</b>		<b>187.00</b>		<b>187.00</b>		<b>-</b>	<b>374.00</b>

**We declare that this invoice shows the actual price of goods described and that all particulars are true and correct.****: Terms & Conditions :**

Our Responsibility ceases, once goods leave our premises.  
If full payment not received within stipulated period interest @24% will be charged extra.  
All disputes are subject to Muzaffarnagar (U.P.) jurisdiction only.  
Certified that amount indicated in the Invoice represents the price actually charged by us and that there is no additional consideration following directly or indirectly from such sales over and above what has been declared.  
PAPPU  
12345  
Goods once sold will not be taken back on any account.

Certified that  
the particular given above are true and correct.  
For, Genus Paper & Boards Ltd.

**VIKRA  
NT**

Digitally signed by VIKRANT  
DN: cn=IN, o=Personal, title=9564,  
2.5.4.20=237825a305921d5986cedd2d9d5  
b2f01811cb04fde911fde88440d5e61dd54e  
2, postalCode=251001, st=Uttar pradesh  
serialNumber=9b5f94495cc449df4c24bb15  
9e9d615375b56d56ee17e420a9361ddedf0  
37f, cn=VIKRANT  
Date: 2024.12.07 09:18:01 +05'30'



AN ISO 9001:2008 COMPANY

**Genus Paper & Boards Ltd.**

(A Kailash Group Company)

Works : Unit-2, Jansath Road MuzaffarNagar 251001

Phone : , Email : sales@genuspaper.com

State : Uttar Pradesh , State Code : 09

GSTIN No. : 09AAECG5483A2ZO, PAN : AAECG5483A

CIN No. : L21098UP2012PLC048300

**Genus**  
energizing livesOriginal For Receipt  
Duplicate For Transporter  
Triplicate For Supplier  
Extra Copy**TAX INVOICE****Original For Receipt**

<b>Details of Recipient (Billed To)</b> <b>KAILASH COAL &amp; COKE CO. LTD.,[CUSTOMER]</b> BEHIND MORADABAD DHARAM KANTA HARTHLA KANTH ROAD Moradabad- 244001 <b>Place Supply To</b> : 09 - Uttar Pradesh <b>GSTIN No.</b> : 09AADCK2014Q1ZC <b>PAN No.</b> : AADCK2014Q		<b>Invoice No.</b> : MiscInv/1226 <b>Date</b> : 07/Dec/2024 <b>Preparation Time</b> : 13:28 <b>Removal Time</b> : 13:28 <b>G. R No.</b> : - <b>G. R. Date</b> : 07-Dec-2024 <b>Vehicle No.</b> : HR74B-2945 <b>Transporter</b> : PARTY TRANSPORT
<b>Details of Consignee (Shipped To):</b> <b>MECHFAN INFRA PRIVATE LIMITED</b> D 032 ETA GR NOIDA GAUTAM BUDHA NAGAR-201308 <b>Place Supply To</b> : 9 - Uttar Pradesh <b>GSTIN No.</b> : 09AANCM7172R1ZD <b>PAN No.</b> : AANCM7172R		

S. No	Description Of Goods	Order No.	HSN CODE	QTY.	Unit	Rate	Amount (Rs.)
1	Fly Ash Waste		26219000	40.445	MT	200.00	8089.00
<b>Total</b>				<b>40.445</b>	<b>MT</b>		<b>8089.00</b>

<b>Policy No</b> : <b>E-Way Bill No.</b> : <b>E-Way Bill Date</b> : <b>Ack No</b> : 142416230958438 <b>Ack Date</b> : 07/Dec/2024 <b>IRN No</b> : eb747b3d25f7d18dd140810dbcdd1c16f3 1714417eac9e259116115ff47fc13		<b>Gross Amount</b> : 8089.00 <b>Taxable GST</b> : 8089.00 <b>CGST</b> : 202.23 <b>SGST</b> : 202.23 <b>Bill Amount</b> : 8493.46 <b>Round Off</b> : -0.46
--	--	---

**Total..... ₹ 8493.00****Total Invoice Value : Rupees Eight Thousand Four Hundred Ninty Three Only****GST DETAILS :**

HSN CODE	TAXABLE AMT	CGST %	CGST AMT	SGST %	SGST AMT	IGST %	IGST AMT	TOTAL
26219000	8,089.00	2.50	202.23	2.50	202.23	0.00	0.00	404.46
<b>TOTAL</b>	<b>8089.00</b>		<b>202.23</b>		<b>202.23</b>		<b>-</b>	<b>404.46</b>

**We declare that this invoice shows the actual price of goods described and that all particulars are true and correct.****: Terms & Conditions :**

Our Responsibility ceases, once goods leave our premises.  
 If full payment not received within stipulated period interest @24% will be charged extra.  
 All disputes are subject to Muzaffarnagar (U.P.) jurisdiction only.  
 Certified that amount indicated in the Invoice represents the price actually charged by us and that there is no additional consideration following directly or indirectly from such sales over and above what has been declared.  
 A  
 Goods once sold will not be taken back on any account.

Certified that  
 the particular given above are true and correct.  
 For, Genus Paper & Boards Ltd.

**VIKRANT**

Digitally signed by VIKRANT  
 DN: cn=VIKRANT, o=Personal, title=9564,  
 2.5.4.20=237825a506921d6986c6d29f906e2f01  
 811c5d94e9115e8d94025e11d554e2,  
 postalCode=251001, st=Uttar pradesh,  
 serialNumber=9b5f94495cc449df4c24bb159e9d  
 615375d56d5dee17e420e9361ddedf033ff,  
 cn=VIKRANT  
 Date: 2024.12.07 13:30:44 +05'30



AN ISO 9001:2008 COMPANY

# Genus Paper & Boards Ltd.

(A Kailash Group Company)

Works : Unit-2, Jansath Road Muzaffarnagar 251001

Phone : , Email : sales@genuspaper.com

State : Uttar Pradesh , State Code : 09

GSTIN No. : 09AAECG5483A2ZO, PAN : AAECG5483A

CIN No. : L21098UP2012PLC048300

# Genus

  
energizing livesOriginal For Receipt  
Duplicate For Transporter  
Triplicate For Supplier  
Extra Copy

## TAX INVOICE

Original For Receipt

<b>Details of Receptient (Billed To)</b> <b>KAILASH COAL &amp; COKE CO. LTD.,[CUSTOMER]</b> BEHIND MORADABAD DHARAM KANTA HARTHLA KANTH ROAD Moradabad- 244001 <b>Place Supply To</b> : 09 - Uttar Pradesh <b>GSTIN No.</b> : 09AADCK2014Q1ZC <b>PAN No.</b> : AADCK2014Q				<b>Invoice No.</b> : MiscInv/1226 <b>Date</b> : 07/Dec/2024 <b>Preparation Time</b> : 13:28 <b>Removal Time</b> : 13:28 <b>G. R No.</b> : - <b>G. R. Date.</b> : 07-Dec-2024 <b>Vehicle No.</b> : HR74B-2945 <b>Transporter</b> : PARTY TRANSPORT			
<b>Details of Consignee (Shipped To):</b> <b>MECHFAN INFRA PRIVATE LIMITED</b> D 032 ETA GR NOIDA GAUTAM BUDHA NAGAR-201308 <b>Place Supply To</b> : 9 - Uttar Pradesh <b>GSTIN No.</b> : 09AANCM7172R1ZD <b>PAN No.</b> : AANCM7172R							

S. No	Description Of Goods	Order No.	HSN CODE	QTY.	Unit	Rate	Amount (Rs.)
1	Fly Ash Waste		26219000	40.445	MT	200.00	8089.00
<b>Total</b>				<b>40.445</b>	<b>MT</b>		<b>8089.00</b>

<b>Policy No</b> :			
<b>E-Way Bill No.</b> :			<b>Gross Amount</b> : 8089.00
<b>E-Way Bill Date</b> :			<b>Taxable GST</b> : 8089.00
<b>Ack No</b> : 142416230958438			<b>CGST</b> : 202.23
<b>Ack Date</b> : 07/Dec/2024			<b>SGST</b> : 202.23
<b>IRN No</b> : eb747b3d25f7d18dd140810dbcdd1c16f3 1714417eac9e259116115ff47fc13			<b>Bill Amount</b> : 8493.46
			<b>Round Off</b> : -0.46
<b>Total..... ₹</b>			<b>8493.00</b>

**Total Invoice Value : Rupees Eight Thousand Four Hundred Ninety Three Only**

HSN CODE	TAXABLE AMT	CGST %	CGST AMT	SGST %	SGST AMT	IGST %	IGST AMT	TOTAL
26219000	8,089.00	2.50	202.23	2.50	202.23	0.00	0.00	404.46
<b>TOTAL</b>	<b>8089.00</b>		<b>202.23</b>		<b>202.23</b>		-	<b>404.46</b>

**We declare that this invoice shows the actual price of goods described and that all particulars are true and correct.**

<p><b>: Terms &amp; Conditions :</b></p> <p>Our Responsibility ceases, once goods leave our premises. If full payment not received within stipulated period interest @24% will be charged extra. All disputes are subject to Muzaffarnagar (U.P.) jurisdiction only. Certified that amount indicated in the Invoice represents the price actually charged by us and that there is no additional consideration following directly or indirectly from such sales over and above what has been declared. A Goods once sold will not be taken back on any account.</p>	<p style="text-align: center;">Certified that the particular given above are true and correct. For, Genus Paper &amp; Boards Ltd.</p> <p style="text-align: center;"><b>VIKRANT</b></p> <p style="font-size: small;">Digitally signed by VIKRANT DN: cn=VIKRANT, o=Genus Paper &amp; Boards Ltd., email=vikrant@genuspaper.com, c=IN 2.5.4.20=237815a106921d8986ced2d9d6b2f111 811cb04de911fde89440d5e61dd54e2. postalCode=251001, st=Uttar pradesh, serialNumber=9b5f94495c449d14c24bb159e4d 615373d5d55ee17a420a93610dedd03370, cn=VIKRANT Date: 2024.12.07 13:30:44 +05'30'</p>
--	--

भारतीय गैर न्यायिक

एक सौ रुपये

Rs. 100

₹. 100

ONE HUNDRED RUPEES



भारत INDIA  
INDIA NON JUDICIAL



उत्तर प्रदेश UTTAR PRADESH

GD 082610

**PLASTIC WASTE SUPPLY AGREEMENT**

BETWEEN

**KK DUPLEX & PAPER MILLS PVT LTD**

AND

**GENUS PAPER & BOARDS LIMITED**

This supply of Agreement ("Agreement") is made at Muzaffarnagar on 27<sup>th</sup> day of May 2023 ("27-05-23")

**KK Duplex & Paper Mills Private Limited**, Jansath road, Muzaffarnagar (UP) a Company incorporated under the Companies Act, 1956, having its registered office at 8.5 KM Stone Jansath Road, Muzaffarnagar 251001 (India), herein after referred to as "**KK Duplex**", (Which expression shall unless it be repugnant to the context or meaning thereof, be deemed to mean and include its affiliates successors-in-interest and permitted assigns) of the **first party**.

And

**Genus Paper & Boards Limited**, 8<sup>th</sup> Km Stone, Jansath road, Muzaffarnagar (UP) having its registered Office at **Genus Paper & Boards Limited, Agwanpur, Moradabad (UP)** herein after referred to as "**Genus Paper MZN**", Which expression shall unless repugnant to the meaning of context thereof, be include its successors and assigns) of the **Second party**.

**KK Duplex & Paper Mills Pvt.Ltd.**

*Manoj Aggarwal*  
**Director**

*Manju Chaudhary*  
**NOTARY**  
Muzaffarnagar

**For GENUS PAPER & BOARDS LTD.**

*[Signature]*  
**Authorised Signatory**

27 MAY 2023

KK Duplex and Genus Paper MZN shall be individually referred to as party and collectively as Parties.

**WHEREAS**

- A. **KK Duplex** is an entity engaged in the business of manufacturing and sale of different types and grades of Board paper and used-processed plastic material for co-processing & utilisation to power plant. **KK Duplex** has the capacity to safely per-process the waste material in an environment friendly manner and converting waste to energy recovery in the power boiler.
- B. **Genus Paper & Boards Limited, Muzaffarnagar** (Second Party) in under taking to supply plastic waste (hereinafter referred to as "Waste" in the state of Uttar Pradesh and is desirous of delivering this waste to the **KK Duplex and Paper Mills Pvt Ltd Plant** for its scientific disposal/co-processing.

**NOW IT IS HEREBY AGRRED AS FOLLOWS**

**1. Supply and Disposal**

- i. Subject to and in accordance with the terms and conditions set forth in this agreement, **Genus Paper & Boards, Muzaffarnagar** (Second Party) shall deliver the plastic waste to **KK Duplex** for co-processing thereof.
- ii. **Genus Paper & Boards, Muzaffarnagar** (Second Party) hereby represents and assure **KK Duplex** that it will obtain and maintain all approvals, clearance, registration or any permission needed to supply the plastic waste to **KK Duplex** plant for co-processing as also comply with all applicable laws issued by Central and State Government and Statutory Bodies, Authorities or agencies. Upon request of **KK Duplex**, **Genus Paper & Boards Ltd, MZN** shall furnish copies & field visit to its sites thereof for **KK Duplex** record's as **KK Duplex** is assured also to comply with the guidelines for co-processing of Plastic Waste Management Rules,2016 and Its subsequent (amendment if any) in the Rules.
- iii. **Genus Paper & Boards, Muzaffarnagar** (Second Party) hereby specifically agrees and confirms that it is fully authorised to undertake the work entrusted herein and will adhere to the provision of the Environment Protection Act 1986 read with Plastic Waste Management rule 2016 and subsequent (amendment) in rules and any other applicable rules, as amended from time to time.
- iv. Parties shall carries out monthly reconciliation of Waste accepted by **KK Duplex**.
- v. **Genus Paper & Boards, Muzaffarnagar** (Second Party) hereby specifically agrees and confirms that all waste for co-processing in **KK Duplex** plant.

KK Duplex & Paper Mills Pvt.Ltd.

*Blavat Aggarwal*  
Director


**Manju Chaudhary**  
NOTARY

Muzaffarnagar

For GENUS PAPER & BOARDS LTD.

*RA*  
Authorised Signatory

21 MAY 2020



NOTARY

NOTARY

**2. Disposal Certification**

Subject to and in accordance with the Terms and conditions set forth in this agreement, KK Duplex shall issue a certificate to **Genus Paper & Boards, Muzaffarnagar (Second Party)**, certifying the scientific disposal of the monthly quantity of the waste delivered by **Genus Paper & Boards, Muzaffarnagar (Second Party)** and accepted for disposal by KK Duplex at the paper plant within 10 days after the month and supply. KK Duplex shall issue a disposal certificate to **Genus Paper & Boards, Muzaffarnagar (Second Party)**.

**3. Confidentiality**

During the Terms, the parties may have access to or certain confidential information from either party. The Parties undertake to maintain confidentiality of information so derived and not, either by itself or through its employees, agents or subcontractors, disclose to any third party or use for any purpose other than mentioned in this agreement without the written permission, except as may be required under any law. This clause will not apply to information available in public domain.

**4. Terms and Termination:****4.1 Term**

This agreement shall be valid and binding from the date of its execution till two (02) years of its execution. The Parties may mutually agree to extend the period of this Agreement by such additional period as they may deem fit.

**5. Termination**

5.1 This Agreement can be terminated by KK Duplex by giving 15 days' notice period on any of the following grounds:

- i. Any permission is found to have not been obtained or maintained by **Genus Paper & Boards, Muzaffarnagar (Second Party)** with respect to collection, Storage and transportation by KK Duplex.
- ii. Any permission is found to have not been obtained or maintained by **Genus Paper & Boards, Muzaffarnagar (Second Party)** in relation to allowing the delivery and disposal of the relevant waste at KK Duplex.
- iii. Parties may terminate the agreement after giving a notice of Sixty (60) days to the other Party of its intention to terminate the Agreement.

**6. Commercial Terms**

- i. All commercial terms as applicable in this agreement will be settled between **KK Duplex** and **Genus Paper & Boards, Muzaffarnagar (Second Party)**.
- ii. **KK Duplex, Muzaffarnagar** shall organise to transport the plastic waste from **Genus Paper & Boards, Muzaffarnagar (Second Party)** to their own plant at their own cost & risk and shall arrange to take the quantum of plastic waste through road transportation as per the mutually agreed delivery/supply schedule.

KK Duplex & Paper Mills Pvt.Ltd.

Director

Manoj Chaudhary  
 NOTARY  
 Muzaffarnagar

MAY 2023

For GENUS PAPER & BOARDS LTD.

Authorised Signatory

**7. Force Majeure**

The parties hereby agree that in the event performance, in whole or in part, of any obligation under this Agreement by any parties hereto, is prevented by circumstances or events that are beyond the reasonable control of such Party, or by causes against which the party could not reasonable make provision (including but not limited to acts of God, strike or lockout, fire explosion, shutdown of plant for any reason, failure of essential means of transportation or communication, riots, insurrections, tidal waves, flood, earthquakes, industries disturbance, inevitable accidents, embargoes, blockage, legal restrictions or governmental restrictions and the pandemic, epidemic, the party who is prevented from the performing shall be excused from performing for a reasonable period of time, taking into account the cause and its duration (or potential duration).

**8. Governing Law & Disputes Settlement**

- i. This Agreement shall be construct and interpreted in accordance with and governed by the laws of India and the Courts at Muzaffarnagar (UP). India shall have jurisdiction over all matters arising out of or relating to this Agreement.
- ii. The Parties agree that any dispute, difference, disagreements arising out of or relating of this Agreements ("Dispute") shall be first sought to be settled through amicable discussions between high level officials of each party and if no amicable settlement to any such dispute is achieved within sixty (60) days of the notice of such dispute existing by either Party to the other, than the parties shall resolve such dispute through arbitration.

**9. Miscellaneous**

- i. No failure on the part of any to exercise, and no delay in exercising, any right power or privilege hereunder shall operate as a waiver thereof or consent thereto, nor shall any single or partial exercise of any such right, power or privilege preclude any other of further exercise thereof or the exercise of any right, power or privilege. The remedies provided are provided are cumulative and not exclusive of any remedies provided by applicable law.

**ii. Entire Agreement**

This Agreement constitute the entire agreement between the parties and includes all promises and representations, express or implied, and superseded all other prior agreement and presentations, written or oral between the parties relating to the subject matters thereof. Anything which is not constituted in this instrument is not part of this Agreement.

**iii. Amendments**

Any amendment of any provision of this Agreement shall be effective if it is evidenced in writing and signed by both **KK Duplex and Genus Paper & Boards Limited, Muzaffarnagar.**

**iv. Further Assurance**

**Manju Chaudhary**

NOTARY  
Distt. Muzaffarnagar


For GENUS PAPER & BOARDS LTD.

KK Duplex & Paper Mills Pvt.Ltd.

27 MAY 2023

Authorized Signatory

*Blavat Anand*  
Director



NOTARY

Each party shall promptly take such actions and execute such documents as are necessary to give full effect to the rights of the other Party contained in and/or contemplated by this Agreement.

v. **Rights Cumulative**

The rights power, privileges and remedies provided in this agreement are cumulative and are exclusive of any rights, power, privileges or remedies provided by law or otherwise.

vi. **Assignment**

Genus Paper & Boards Limited, Muzaffarnagar and KK Duplex Shall not assign or transfer their rights or obligations under this Agreement without written consent of Both parties.

vii. **Compliance**

Genus Paper & Boards Limited, Muzaffarnagar and shall comply with all laws, rules and regulations, insofar as they are binding upon or affect operations of Genus Paper & Boards Limited, Muzaffarnagar shall fully comply with the Plastic Waste Mangement Rukes,2016 ("Rules) and all statutory modifications/amendment thereof and shall perform its service/obligations and discharge its duties under this Agreement in accordance with these Rules or any prescribed guidelines under these rules or by State Pollution Control Board/Central Pollution Control Board.

IN WITNESS WHEREOF, the parties hereto have executed this agreement as of the day and year first above written.

For Genus Paper & Boards Limited  
For GENUS PAPER & BOARDS LTD.

For K K Duplex Paper Mills Pvt Ltd.  
KK Duplex & Paper Mills Pvt.Ltd.

Authorized Signatory  
Authorized Signatory

Authorized Signatory **Director**

NOTARY

Witnesses 1

Signature.....*Kuldeep Kaur*.....

Name .....*Kuldeep Kaur*.....

Witnesses 2 *Sangeet Kumar*

Signature.....*Sangeet Kumar*.....

Name .....*Sangeet Kumar*.....



*K.K. Duplex*  
I, the undersigned, a Notary Public, do hereby certify that the above is a true and correct copy of the original document which has been filed with me to the jurisdiction of this State.

Identified by

7 MAY 2024 Manju Chaudhary  
NOTARY  
Distt. Muzaffarnagar

KK Duplex & Paper Mills Pvt.Ltd.

Director



ANNEXURE- R21/H  
**1270**

**REGIONAL LABORATORY MuzaffarNagar**  
**UTTAR PRADESH POLLUTION CONTROL BOARD**  
Kamal Cinema Building, Railway Road, Muzaffarnagar

81

**TEST REPORT: WASTE WATER LABORATORY**

Ref No: 25500426/MuzaffarNagar/2024/paybasis

Date: 27/06/2024

- 1- Name of Industry: Genus Paper & Boards Limited, 8th KM Jansath Road
- 2- Address of Industry: 8th KM Jansath Road
- 3- District: Muzaffarnagar
- 4- Description about sampling point: Final Outlet Discharge of E.T.P.
- 5- Type of Sample (Grab/Composite/Integrated): Grab
- 6- Sample Collected By: (1)Imraan Ali; Environment Engineer (2)Maneesh Kumar; J.R.F
- 7- Colour and Odour: Colourless No Specific
- 8- Quantity and Packing: 2.0 Ltrs PVC
- 9- Date of Sample Collection: 18/06/2024
- 10- Analysis Indented by: Imraan Ali (Regional Officer)
- 11- Date of sample receipt in Lab: 18/06/2024

Parameter/Method Name	Unit	Results	Standard	Detection Range
pH, APHA 24th Ed. 4500B: 2023	-	7.7	6.5-8.5	02-12
Suspended Solids , APHA 24th Ed. 2540 D Total Suspended Solids dried at 103-105 °C 2023	mg/l	24	50	10-20000 mg/l
Dissolved Solids, APHA 24th Ed. 2540 C Total Dissolved Solids dried at 180 °C 2023	mg/l	1280	1600	10- 50000 mg/l
Total Solids, APHA 24th Ed.2540 B: 2023	mg/l	1304	Not Specified	10- 50000 mg/l
BOD, APHA 24th Ed. 3 day 27 °C IS 3025 ( Part 44): 1993 Bio 2023	mg/l	18	30	1.0 -50000 mg/l
COD, APHA 24th Ed. 5220 B Open Reflux Method 2023	mg/l	136	250	5.0 -100000 mg/l

Reference- (1) General Standards for discharge of environmental pollutants are as part-A Effluent (Schedule-VI). The Environment (Protection) Rules,1986 source: [www.cpcb.nic.in/GeneralStandards.pdf](http://www.cpcb.nic.in/GeneralStandards.pdf). Besides these standards, refer EPA standards for specific purpose

\*Non-NABL Parameters.

Note : 1 The results in the Test Report relate only to the items tested; 2. The report shall not be reproduced-except in full, without the written permission of laboratory. 3. The test report pertains to the sample as received in Lab.

Remark: At the time of inspection installed water treatment facility found functional and waste water sample collected from the final outlet discharge of E.T.P.

**Analysed by-**  
**[Diwakar Dev Gahlot(JRF), Ravish Pratap Singh(JRF)]**

**Authorized by**

**Ankit Singh (RO)**

**Imraan Ali** Digitally signed by Imraan Ali  
Date: 2024.06.27 14:42:38 +05'30'  
**Regional Officer**

**General Standards for Discharge of Environmental Pollutants Part -A:Effluents (Schedule - VI) The Environment(Protection) Rules, 1986**

1	Parameter	Standards			
		Inland Surface water	Public Sewers	Land for Irrigation	Marine coastal areas
		a	b	c	d
1	Color and Odor	All efforts should be made to remove colour and unpleasant odour as far as practicable			
2	Suspended Solids mg/l, Max	100	600	200	(a) for process waste water- 100(b) For cooling water effluent 10 percent above total suspended matter of influent.
3	Particulate size of suspended solids	Shall pass 850 micron IS Sieve	-	-	(a) Floatable solids, max. 3 mm
4	2(***)	*	*	*	*
5	pH Value	5.5 to 9.0	5.5 to 9.0	5.5 to 9.0	5.5 to 9.0
6	Temperature	Shall not exceed 5°C above receiving water temperature	-	-	Shall not exceed 5°C above receiving water temperature
7	Oil and Grease Mg/l Max.	10	20	10	20
8	Total residual chlorine mg/l Max	1	-	-	1
9	Ammonical Nitrogen(as N), mg/l Max	50	50	-	50
10	Total Kjeldahl Nitrogen(as NH <sub>3</sub> ) mg/l,Max	100	-	-	100
11	Free ammonia (as NH <sub>3</sub> )mg/l, Max	5	-	-	5
12	Biochemical Oxygen Demand 1[ 3 days at 270C] mg/l, Max	30	350	100	100
13	chemical Oxygen Demand, mg/l, Max	250	-	-	250
13	chemical Oxygen Demand, mg/l, Max	250	-	-	250
14	Arsenic(as As), mg/l, max	0.2	0.2	0.2	0.2
15	Murcury(as Hg), mg/l, max	0.01	0.01	-	0.01
16	Lead (as Pb), mg/l, max	0.1	1	-	2
17	Cadmium (as Cd), mg/l, max	2	1	-	2
18	Hexavalentchromium (as Cr+6), mg/l, max	0.1	2	-	1
19	Total chromium (as Cr)mg/l, max	0.1	2	-	1
20	Copper(as Cu), mg/l, max	3	3	-	3
21	Zinc(as Zn), mg/l, max	5	15	-	5
22	Selenium (as Se) mg/l, max	0.05	0.05	-	0.05
23	Nickel (as Ni) mg/l. max	3	3	-	5
24	2(***)	*	*	*	*
25	2(***)	*	*	*	*
26	2(***)	*	*	*	*
27	Cyanide (as CN), mg/l, max	0.2	2	0.2	0.2
28	2(***)				
29	Fluoride (as F) mg/l, max	2	15	-	15
30	Dissolved Phosphates (as P), mg/l, max	5	-	0	-
31	2 (***)	*	*	*	*
32	Sulphide (as S), mg/l, max	2	-	-	5
33	Phenolic Compounds (as C <sub>6</sub> H <sub>5</sub> OH) mg/l, max	1	5	-	5
34	Radioactive materials: (a)Alpha emitter micro curie/ml (b)Beta emitter micro curie/ml	10 <sup>-7</sup> 10 <sup>-6</sup>	10 <sup>-7</sup> 10 <sup>-6</sup>	10 <sup>-8</sup> 10 <sup>-7</sup>	10 <sup>-7</sup> 10 <sup>-6</sup>
35	Radioactive materials: (a)Alpha emitter micro curie/ml (b)Beta emitter micro curie/ml	10 <sup>-7</sup> 10 <sup>-6</sup>	10 <sup>-7</sup> 10 <sup>-6</sup>	10 <sup>-8</sup> 10 <sup>-7</sup>	10 <sup>-7</sup> 10 <sup>-6</sup>
35	Bio-assay test	90% survival of fish after 96 hours in 100 % effluent	90% survival of fish after 96 hours in 100 % effluent	90% survival of fish after 96 hours in 100 % effluent	90% survival of fish after 96 hours in 100 % effluent

36	Manganese (as Mn)	2 mg/l	2 mg/l	-	2 mg/l
37	Iron (as Fe)	3 mg/l	3 mg/l	-	3 mg/l
38	Vanadium (as V)	0.2 mg/l	0.2 mg/l	-	0.2 mg/l
39	Nitrate Nitrogen	10 mg/l	-	-	20 mg/l
40	2 (***)	*	*	*	*

1. Schedule VI inserted by Rule 2 (d) of the Environment(Protection) Second Amendment Rules, 1993 notified vide G.S.R. 422 (E) dated 19.05.1993 published in the Gazette no. 174 dated 19.05.1993.
2. Omitted by Rule 2 (d)(i) of the Environment(Protection) Third Amendment Rules, 1993 vide Notification No. G.S.R. 801 (E), dated 31.12.1993.
3. Substituted by Rule 2 of the Environment(Protection) Amendment Rules, 1996 notified by G.S.R 176, dated 02.04.1996 may be read as BOD (3days at 270C) whenever BOD 05 days 200C occurred.
4. Besides these standards, refer EPA standards for specific industry Source (1):  
<https://cpcb.nic.in/displaypdf.php?id=R2VuZXJhbFN0YW5kYXJkcy5wZGY=>  
 (2) [cpcb.nic.in/Industry\\_Specific\\_Standards.php](https://cpcb.nic.in/Industry_Specific_Standards.php)



# Newcon Consultants & Laboratories

(GOVERNMENT APPROVED TESTING LABORATORIES)

An ISO 9001 : 2015, ISO 14001 : 2015, ISO 45001 : 2018 Certified Laboratory

## TEST REPORT

Page No.: 1 of 1

TEST REPORT No. NCL/EP-019/16/10/24		DATE OF REPORT : 21/10/2024
Name and Address of Customer	M/S GENUS PAPERS BOARDS LIMITED 8 KM Jansath Road, Muzaffarnagar	

### SAMPLING DETAILS

Sample Name	: EFFLUENT WATER	Analysis End Date	: 21/10/2024
Analysis Start Date	: 16/10/2024	Sample ID No.	: NCL/EP-019/16/10/24
Date of Sampling	: 15/10/2024	Sample Receipt Date	: 16/10/2024
Time of Sampling	: 11:10 AM	Environmental Condition	: 25±2°C
Sampling Done By	: NCL	Sample Quantity	: 2 Ltr
Sample Description	: EFFLUENT WATER AFTER TREATMENT	Packing	: PVC CANE
Sampling Location	: ETP OUTLET		
Sampling Protocol	: IS:17614 (P-1)		
Packing Condition	: Sealed		

### TEST RESULT

S.No.	Test Parameters	Unit	Test Method	Results	Specification As per CPCB (Max.)	
					Inland Surface Water	Public Sewer
1	pH	-	IS : 3025 (P-11)	7.29	5.5-9.0	5.5-9.0
2	Total Suspended Solids (TSS)	mg/L	IS : 3025 (P-17)	BDL(DL-5.0)	100	600
3	Bio Chemical Oxygen Demand (3 Days at 27°C)	mg/L	IS : 3025 (P-44)	18	30	350
4	Chemical Oxygen Demand (COD)	mg/L	APHA-5220 B	90	250	Not Specified
5	Oil & Grease	mg/L	IS : 3025 (P-39)	BDL(DL-1.0)	10	20

\*\*\*End of Report\*\*\*

Remarks : BDL=Below Detection Limit.

EP-019/16/10/24-1



Checked by  
Section Incharge



FOR NEWCON CONSULTANTS & LABORATORIES  
Authorized Signatory

1. The test report refers only to the particular sample/s submitted for testing and listed parameters.
2. Endorsement of the same is neither inferred nor implied.
3. Laboratory shall maintain the confidentiality of all information related to the samples & test reports.
4. Complaints about this report should be communicated within 10 days of the issue date of this report.
5. The report is not to be produced wholly or in part without prior permission of the Managing Partner. All disputes subject to Ghaziabad Jurisdiction.

Laboratory : A-1/156, Sector-17, (Swadeshi Compound) Kavi Nagar Industrial Area, GHAZIABAD - 201 002 (U.P.)

Mobile : 9810430345, 9205501788 | Website : www.newconlab.in

E-mail : newconlab@gmail.com, newconlabfinance@gmail.com

1274

**Newcon Consultants & Laboratories**(GOVERNMENT APPROVED TESTING LABORATORIES)  
An ISO 9001 : 2015, ISO 14001 : 2015, ISO 45001 : 2018 Certified Laboratory

TC-12621

85

**TEST REPORT**

Page No.: 1 of 1

TEST REPORT No. NCL/EP-020/16/10/24		DATE OF REPORT : 21/10/2024
Name and Address of Customer	M/S GENUS PAPERS BOARDS LIMITED 8 KM Jansath.Road, Muzaffarnagar	

**SAMPLING DETAILS**

Sample Name	: WASTE WATER	Analysis End Date	: 21/10/2024
Analysis Start Date	: 16/10/2024	Sample ID No.	: NCL/EP-020/16/10/24
Date of Sampling	: 15/10/2024	Sample Receipt Date	: 16/10/2024
Time of Sampling	: 11:40 AM	Environmental Condition	: 25±2°C
Sampling Done By	: NCL	Sample Quantity	: 2 Ltr
Sample Description	: WASTE WATER	Packing	: PVC CANE
Sampling Location	: BEFORE COMPANY DRAIN		
Sampling Protocol	: IS:17614 (P-1)		
Packing Condition	: Sealed		

**TEST RESULT**

S.No.	Parameter	Units	Test Method	Results
1	pH	-	IS : 3025 (P-11)	6.35
2	Total Suspended Solids (TSS)	mg/L	IS : 3025 (P-17)	2268
3	Bio Chemical Oxygen Demand (3 days at 27°C)	mg/L	IS : 3025 (P-44)	1100
4	Chemical Oxygen Demand (COD)	mg/L	APHA-5220 (B)	4200
5	Oil & Grease	mg/L	IS : 3025 (P-39)	2 2

\*\*\*End of Report\*\*\*

EP-020/16/10/24-1



Checked by  
*Smit*  
Section Incharge



FOR NEWCON CONSULTANTS &amp; LABORATORIES

Authorized Signatory  
*Head*  
ACC

1. The test report refers only to the particular sample/s submitted for testing and listed parameters.
2. Endorsement of the same is neither inferred nor implied.
3. Laboratory shall maintain the confidentiality of all information related to the samples & test reports.
4. Complaints about this report should be communicated within 10 days of the issue date of this report.
5. The report is not to be produced wholly or in part without prior permission of the Managing Partner. All disputes subject to Ghaziabad Jurisdiction.

**Laboratory** : A-1/156, Sector-17, (Swadeshi Compound) Kavi Nagar Industrial Area, GHAZIABAD - 201 002 (U.P.)**Mobile** : 9810430345, 9205501788 | **Website** : www.newconlab.in**E-mail** : newconlab@gmail.com, newconlabfinance@gmail.com



# 1275 Newcon Consultants & Laboratories

(GOVERNMENT APPROVED TESTING LABORATORIES)  
An ISO 9001 : 2015, ISO 14001 : 2015, ISO 45001 : 2018 Certified Laboratory



86

## TEST REPORT

Page No.: 1 of 1

TEST REPORT No. NCL/EP-021/16/10/24		DATE OF REPORT : 21/10/2024
Name and Address of Customer	M/S GENUS PAPERS BOARDS LIMITED 8 KM Jansath Road, Muzaffarnagar	

### SAMPLING DETAILS

Sample Name : WASTE WATER  
 Analysis Start Date : 16/10/2024  
 Date of Sampling : 15/10/2024  
 Time of Sampling : 11:30 AM  
 Sampling Done By : NCL  
 Sample Description : WASTE WATER  
 Sampling Location : AFTER COMPANY DRAIN  
 Sampling Protocol : IS:17614 (P-1)  
 Packing Condition : Sealed

Analysis End Date : 21/10/2024  
 Sample ID No. : NCL/EP-021/16/10/24  
 Sample Receipt Date : 16/10/2024  
 Environmental Condition : 25±2°C

Sample Quantity : 2 Ltr  
 Packing : PVC CANE

### TEST RESULT

S.No.	Parameter	Units	Test Method	Results
1	pH	-	IS : 3025 (P-11)	6.59
2	Total Suspended Solids (TSS)	mg/L	IS : 3025 (P-17)	1440
3	Bio Chemical Oxygen Demand (3 days at 27°C)	mg/L	IS : 3025 (P-44)	750
4	Chemical Oxygen Demand (COD)	mg/L	APHA-5220 (B)	3200
5	Oil & Grease	mg/L	IS : 3025 (P-39)	1.7

\*\*\*End of Report\*\*\*

EP-021/16/10/24-1




Checked by  
*Sanyu*  
Section Incharge



FOR NEWCON CONSULTANTS & LABORATORIES

Authorized Signatory



1. The test report refers only to the particular sample/s submitted for testing and listed parameters.
2. Endorsement of the same is neither inferred nor implied.
3. Laboratory shall maintain the confidentiality of all information related to the samples & test reports.
4. Complaints about this report should be communicated within 10 days of the issue date of this report.
5. The report is not to be produced wholly or in part without prior permission of the Managing Partner. All disputes subject to Ghaziabad Jurisdiction.

Laboratory : A-1/156, Sector-17, (Swadeshi Compound) Kavi Nagar Industrial Area, GHAZIABAD - 201 002 (U.P.)  
 Mobile : 9810430345, 9205501788 | Website : www.newconlab.in  
 E-mail : newconlab@gmail.com, newconlabfinance@gmail.com



# 1276

## Newcon Consultants & Laboratories

(GOVERNMENT APPROVED TESTING LABORATORIES)  
An ISO 9001 : 2015, ISO 14001 : 2015, ISO 45001 : 2018 Certified Laboratory



87

### TEST REPORT

Page No.: 1 of 2

TEST REPORT No. NCL/EP-018/16/10/24		ULR No.: TC1262124000001201F	DATE OF REPORT : 21/10/2024
Name and Address of Customer	M/S GENUS PAPERS BOARDS LIMITED 8 KM Jansath Road, Muzaffarnagar		

#### SAMPLING DETAILS

Sample Name : Drinking Water	Analysis End Date : 21/10/2024
Analysis Start Date : 16/10/2024	Date of Sampling : 15/10/2024
Date of Sampling : 15/10/2024	Sample ID No. : NCL/EP-018/16/10/24
Time of Sampling : 11:00 AM	Sample Receipt Date : 16/10/2024
Sampling Done By : NCL	Environmental Condition : 25±2°C
Sample Description : Drinking Water	
Sampling Location : RO WATER	
Sampling Protocol : IS:17614 (P-1)	Sample Quantity : 2 Ltr
Packing Condition : Sealed	Packing : PVC BOTTLE

#### TEST RESULT

S.No.	Parameters	Unit	Test Method	Result	Specification as IS : 10500. Amd. 2018	
					Desirable Limit	Permissible Limit
1	Colour	Hazen	IS:3025 (P-4)	BDL(DL-1.0)	5.0	15.0
2	Odour	-	IS:3025 (P-5)	Agreeable	Agreeable	Agreeable
3	Taste	-	IS:3025 (P-8)	Agreeable	Agreeable	Agreeable
4	Turbidity	NTU	IS:3025 (P-10)	BDL(DL-1.0)	1.0	5.0
5	pH Value	--	IS:3025 (P-11)	7.85	6.5-8.5	No Relaxation
6	Total Dissolved Solids	mg/L	IS:3025 (P-16)	115	500	2000
7	Total Hardness (as CaCO3)	mg/L	IS:3025 (P-21)	46	200	600
8	Total Alkalinity (as CaCO3)	mg/L	IS:3025 (P-23)	28	200	600
9	Chloride (as Cl)	mg/L	IS:3025 (P-32)	22	250	1000
10	Sulphate (as SO4)	mg/L	IS:3025 (P-24)	BDL(DL-2.0)	200	400
11	Fluoride (as F)	mg/L	APHA 4500-F D	BDL(DL-0.1)	1.0	1.5
12	Free Residual Chlorine (as Cl2)	mg/L	IS:3025 (P-26)	BDL(DL-0.1)	0.2	1.0
13	Iron (as Fe)	mg/L	IS:3025 (P-65)	BDL(DL-0.1)	1.0	No Relaxation
14	E. Coli	cfu/100 ml	IS:15185	Absent	Shall not be detectable in	Not Specified

EP-018/16/10/24-1



*Shruti*  
Checked by  
Section Incharge



FOR NEWCON CONSULTANTS & LABORATORIES



1. The test report refers only to the particular sample/s submitted for testing and listed parameters.
2. Endorsement of the same is neither inferred nor implied.
3. Laboratory shall maintain the confidentiality of all information related to the samples & test reports.
4. Complaints about this report should be communicated within 10 days of the issue date of this report.
5. The report is not to be produced wholly or in part without prior permission of the Managing Partner. All disputes subject to Ghaziabad Jurisdiction

**Laboratory : A-1/156, Sector-17, (Swadeshi Compound) Kavi Nagar Industrial Area, GHAZIABAD - 201 002 (U.P.)**  
**Mobile : 9810430345, 9205501788 | Website : www.newconlab.in**  
**E-mail : newconlab@gmail.com, newconlabfinance@gmail.com**



# 1277

## Newcon Consultants & Laboratories

(GOVERNMENT APPROVED TESTING LABORATORIES)  
As ISO 9001 : 2015, ISO 14001 : 2015, ISO 45001 : 2018 Certified Laboratory



88

Page No.: 2 of 2

TEST REPORT No. NCL/EP-018/16/10/24      ULR No.:TC126212400001201F      DATE OF REPORT :21/10/2024

S.No.	Parameters	Unit	Test Method	Result	Specification as IS : 10500, Amd. 2018	
					Desirable Limit	Permissible Limit
14					any 100 ml sample	
15	Total Coliform	cfu/100 ml	IS:15185	Absent	Shall not be detectable in any 100 ml sample	Not Specified

\*\*\*End of Report\*\*\*

Remarks : BDL=Below Detection Limit.

EP-018/16/10/24-2



*Isha*  
Checked by  
**ISHA TYAGI**  
Jr. Analyst

FOR NEWCON CONSULTANTS & LABORATORIES

*Dhanraj*  
Authorized Signatory

1. The test report refers only to the particular sample/s submitted for testing and listed parameters.
2. Endorsement of the same is neither Inferred nor Implied.
3. Laboratory shall maintain the confidentiality of all information related to the samples & test reports.
4. Complaints about this report should be communicated within 10 days of the issue date of this report.
5. The report is not to be produced wholly or in part without prior permission of the Managing Partner. All disputes subject to Ghaziabad Jurisdiction.

**Laboratory** : A-1/156, Sector-17, (Swadeshi Compound) Kavi Nagar Industrial Area, GHAZIABAD - 201 002 (U.P.)  
**Mobile** : 9810430345, 9205501788 | **Website** : www.newconlab.in  
**E-mail** : newconlab@gmail.com, newconlabfinance@gmail.com



केन्द्रीय लुग्दी एवं कागज अनुसंधान संस्थान

Central Pulp & Paper Research Institute

भारत सरकार के वाणिज्य एवं उद्योग पत्रालय के प्रशासनिक नियंत्रण के अंतर्गत  
An Autonomous Organisation under the Administrative Control of Ministry of Commerce & Industry, Govt. of India  
(सोसायटी अधिनियम के अंतर्गत पंजीकृत / Registered under Societies Act)



TEST REPORT

Page 01 of 02

Test Report No.	CPPRI/CSC/2025/R - 015
ULR No	TC885825100000004F
Date of Issue	23.01.2025
---Customer Details---	
Customer Name & Address	Genus Paper & Boards Ltd., Jansath Road, Muzaffarnagar - (Uttar Pradesh)
Contact Person	Mr. Kuldeep Kamboj GM (HR & Admin)
Email	-
Telephone No.	9720004024
Customer Letter Ref. No. with Date	e-mail Date 15.01.2025
Date of Sampling	17.01.2025
---Sample Details---	
Date of Receipt of Sample	17.01.2025
Product /Sample Description	Sample code
1. ETP Outlet Effluent (Final Discharge)	008
---Report Details---	
Laboratory Reference No.	Page No.
CPPRI/EMD/PC-II/2025/PE/R - 006 dt. 23.01.2025	02 of 02

**Terms & Conditions**

- Sample is not drawn by CPPRI, unless otherwise specified.
- The results enclosed are only related to the sample(s) submitted to us.
- The report is not to be reproduced wholly or in part and cannot be used as evidence or otherwise in the court of law and should not be used in any advertising media without special permission in writing from CPPRI.
- In case of any reconfirmation of contents of test report is required, please contact the Head, Customer Service Cell within 15 days of the issue of the report.
- Remnant samples are disposed off after 15 days from date of issue of test report unless otherwise specified.

Reviewed by

मौ० सल्लिम

केन्द्रीय लुग्दी एवं कागज अनुसंधान संस्थान - पर्यावरण प्रबंधन विभाग

Mohd Salim

Head & Technical Manager - Environment Management Div.

Dr. Nalin Endley  
Authorised Signatory

डॉ. नलिन एंडले

केन्द्रीय लुग्दी एवं कागज अनुसंधान संस्थान - पर्यावरण प्रबंधन विभाग

Dr. Nalin Endley

Head & Technical Manager - Environment Management Div.

Forwarded By

Alok Kumar Goel

(Alok Kumar Goel)

Scientist 'E- II' & Head

Customer Service Cell

पेपर मिल रोड, हिम्मत नगर, साहरानपुर-247001 (उ.प्र.) भारत

PAPER MILL ROAD, HIMMAT NAGAR, SAHARANPUR-247001 (U.P.) INDIA

दूरभाष परिसर / Tel. Direct (0132) 2714050, दूरभाष इंफोरमेशन / Tel. EPABX (0132) 2714053, 2714051, 2714052

वेबसाइट / website : cppri.res.in, ईमेल / E-mail : director.cppri@gmail.com

सी पी पी आर आई, संकल्प से करके सी पी पी लिमिटेड कंपनी, प्लॉट संख्या 505, पटपट्टाज औद्योगिक क्षेत्र, दिल्ली - 110092



**TEST REPORT**

Page 2 of 2

Laboratory Reference No.	: CPPRI/EMD/PC-II/2025/PE/R - 006
ULR No.	: TC865825100000004F
Date of Issue	: 23.01.2025
Date of Sampling	: 17.01.2025
Sampling Location/Point	: ETP Discharge Drain
Sampling Environmental Condition	: Clear Weather, Ambient Temp. 13 °C
Sampling Reference Method	: IS 17614 (Part - 10) : 2021
Location of Testing	: Environment Management Division, CPPRI, Saharanpur
Date(s) of Testing	: 17 - 22.01.2025

**Test Results**

**Chemical Testing (Pollution & Environment-Effluent/Waste Water)**

Test Parameter	Unit	Value	Testing Reference Method
		Sample Code 008	
pH (25 °C)	—	7.09	IS 3025 (Part - 11) : 2022
Total Suspended Solids	mg/L	13	IS 3025 (Part - 17) : 2022
Total Dissolved Solids	mg/L	1178	IS 3025 (Part - 16) : 2023
Chemical Oxygen Demand	mg/L	116	IS 3025 (Part - 58) : 2023
Biochemical Oxygen Demand (27 °C, 3 Days)	mg/L	17	IS 3025 (Part - 44) : 2023
Oil & Grease	mg/L	5.7	IS 3025 (Part - 39) : 2021
Color ( 456 nm )	CU	92	IS 3025 (Part - 4) : 2021 – Spectrophotometric – Single Wavelength Method

Reviewed By  
 मो० साहित्य  
 वैज्ञानिक-डी एवं डी तकनीकी प्रबन्धक - पर्यावरण प्रबंधन विभाग  
 Mohd Saif  
 Scientist-B & D, Technical Manager - Environmental Management Div.

Authorized Signatory  
 डॉ. नितिन एंड्लेय  
 विभागाध्यक्ष एवं तकनीकी प्रबन्धक - पर्यावरण प्रबंधन विभाग  
 Dr. Nitin Endlay  
 Head & Technical Manager - Environmental Management Div.

—End of Report—

पेपर मिल रोड, हिममत नगर, साहरानपुर-247001 (उ.प्र.) भारत  
 PAPER MILL ROAD, HIMMAT NAGAR, SAHARANPUR-247001 (U.P.) INDIA  
 दूरभाष प्रत्यक्ष / Tel. Direct (0132) 2714050, दूरभाष ईपीएबीएक्स / Tel. EPABX (0132) 2714053, 2714081, 2714082  
 वेबसाइट / website : cppri.res.in, ईमेल / E mail : director.cppri@gmail.com

सी.पी.पी.आर.आई. बयलू, सी.आर.पी.सी. दिल्ली सेंटर, एडिटेड सॉफ्टवेयर 005, पटवर्धन औद्योगिक क्षेत्र, दिल्ली - 110092



# Newcon Consultants & Laboratories

(GOVERNMENT APPROVED TESTING LABORATORIES)  
An ISO 9001 : 2015, ISO 14001 : 2015, ISO 45001 : 2018 Certified Laboratory



91

## TEST REPORT

Page No.: 1 of 2

TEST REPORT No. NCL/EP-022/16/10/24		DATE OF REPORT : 21/10/2024
Name and Address of Customer	M/S GENUS PAPERS BOARDS LIMITED 8 KM Jansath Road, Muzaffarnagar	

### SAMPLING DETAIL

Sample Name : AMBIENT AIR  
 Analysis Start Date : 16/10/2024 Analysis End Date : 21/10/2024  
 Date of Sampling : 14/10/2024 Sampling Done By : NCL  
 Time of Sampling : 12:00 PM (14/10) TO 12:00 PM (15/10) Sampling Location : Back Side Boiler Area  
 Sampling Protocol : IS:5182 (P-5)  
 Sample ID No. : NCL/EP-022/16/10/24  
 Sampling Flow Rate for : 0.5 LPM Sampling Flow Rate of SPM : 1.24 Mtr<sup>3</sup>/Min  
 Gases (Average)  
 Sampling Duration : 24 Hrs Sampling Machine Placed at : 3.0 Mtr  
 Height (from ground)  
 Equipments Used : Respirable Dust Sampler (PM10)+Fine Particulate Sampler (PM2.5) With Gaseous Attachment

### PHYSICAL OBSERVATIONS

Ambient Temperature : 32°C Wind Direction : East to West  
 Weather Conditions : Clear

### TEST RESULT

S.No.	Test Parameters	Units	Test Method	Results	Specification As per CPCB
1	Particulate Matters (Size Less Than 10µm) (PM10)	µg/m <sup>3</sup>	IS:5182 (Part 23)	94	For 24 Hrs=100
2	Particulate Matters (Size Less Than 2.5µm) (PM2.5)	µg/m <sup>3</sup>	NCL/AIR/STP-09	53	For 24 Hrs=60
3	Sulphur Dioxide (SO <sub>2</sub> )	µg/m <sup>3</sup>	IS:5182 (Part 2)	21.5	For 24 Hrs=80
4	Carbon Monoxide (CO)	mg/m <sup>3</sup>	IS:5182 (Part 10)	0.84	For 08 Hrs=02 For 1 Hrs =04
5	Nitrogen Dioxide (NO <sub>2</sub> )	µg/m <sup>3</sup>	IS:5182 (Part 6)	39.6	For 24 Hrs=80
6	Lead (Pb)	µg/m <sup>3</sup>	IS:5182 (Part 22)	BDL(DL-0.05)	For 24 Hrs=1.0
7	Ozone (O <sub>3</sub> )	µg/m <sup>3</sup>	IS:5182 (Part-9)	22.7	For 8 Hrs=100 For 1 Hr=180
8	Ammonia (NH <sub>3</sub> )	µg/m <sup>3</sup>	NCL/AIR/STP-13	BDL(DL-20.0)	For 24 Hrs=400
9	Benzene (C <sub>6</sub> H <sub>6</sub> )	µg/m <sup>3</sup>	IS:5182 (Part-11)	BDL(DL-1.0)	For Annual=05
10	Benzo (a) Pyrene (BaP)	ng/m <sup>3</sup>	IS:5182 (Part-12)	BDL(DL-0.1)	For Annual=01

EP-022/16/10/24-1



Checked by  
 Section Incharge



FOR NEWCON CONSULTANTS &amp; LABORATORIES

Authorized Signatory

- The test report refers only to the particular sample/s submitted for testing and listed parameters.
- Endorsement of the same is neither inferred nor implied.
- Laboratory shall maintain the confidentiality of all information related to the samples & test reports.
- Complaints about this report should be communicated within 10 days of the issue date of this report.
- The report is not to be produced wholly or in part without prior permission of the Managing Partner. All disputes subject to Ghaziabad Jurisdiction

Laboratory : A-1/156, Sector-17, (Swadeshi Compound) Kavi Nagar Industrial Area, GHAZIABAD - 201 002 (U.P.)

Mobile : 9810430345, 9205501788 | Website : www.newconlab.in

E-mail : newconlab@gmail.com, newconlabfinance@gmail.com



92

TC-12621

TEST REPORT No. NCL/EP-022/16/10/24

DATE OF REPORT : 21/10/2024

S.No.	Test Parameters	Units	Test Method	Results	Specification As per CPCB
11	Arsenic (As)	ng/m3	NCL/AIR/STP-19	BDL(DL-1.0)	For Annual=06
12	Nickel (Ni)	ng/m3	NCL/AIR/STP-17	BDL(DL-5.0)	For Annual=20

\*\*\*End of Report\*\*\*

Remarks : BDL=Below Detection Limit.

EP-022/16/10/24-2



*[Signature]*  
Checked by: *[Signature]*

Section Incharge

FOR NEWCON CONSULTANTS &amp; LABORATORIES

*[Signature]*  
Authorized Signatory



1. The test report refers only to the particular sample/s submitted for testing and listed parameters.
2. Endorsement of the same is neither inferred nor implied.
3. Laboratory shall maintain the confidentiality of all information related to the samples & test reports.
4. Complaints about this report should be communicated within 10 days of the issue date of this report.
5. The report is not to be produced wholly or in part without prior permission of the Managing Partner. All disputes subject to Ghaziabad Jurisdiction.

Laboratory : A-1/158, Sector-17, (Swadeshi Compound) Kavi Nagar Industrial Area, GHAZIABAD - 201 002 (U.P.)

Mobile : 9810430345, 9205501788 | Website : www.newconlab.in

E-mail : newconlab@gmail.com, newconlabfinance@gmail.com



## TEST REPORT

Page No.: 1 of 2

TEST REPORT No. NCL/EP-023/16/10/24		DATE OF REPORT : 21/10/2024
Name and Address of Customer	M/S GENUS PAPERS BOARDS LIMITED 8 KM Jansath Road, Muzaffarnagar	

### SAMPLING DETAIL

Sample Name	: AMBIENT AIR	Analysis End Date	: 21/10/2024
Analysis Start Date	: 16/10/2024	Date of Sampling	: 14/10/2024
Date of Sampling	: 14/10/2024	Sampling Done By	: NCL
Time of Sampling	: 12:30 PM (14/10) TO 12:30 PM (15/10)	Sampling Location	: Near Main Gate
Sampling Protocol	: IS:5182 (P-5) AS PER CPCB GUIDELINES	Sample ID No.	: NCL/EP-023/16/10/24
Sampling Flow Rate for Gases	: 0.5 LPM	Sampling Flow Rate of SPM (Average)	: 1.23 Mtr <sup>3</sup> /Min
Sampling Duration	: 24 Hrs	Sampling Machine Placed at Height (from ground)	: 3.0 Mtr
Equipments Used	: Respirable Dust Sampler (PM10)+Fine Particulate Sampler (PM2.5) With Gaseous Attachment		

### PHYSICAL OBSERVATIONS

Ambient Temperature	: 32°C	Wind Direction	: East to West
Weather Conditions	: Clear		

### TEST RESULT

S.No.	Test Parameters	Units	Test Method	Results	Specification As per CPCB
1	Particulate Matters (Size Less Than 10µm) (PM10)	µg/m <sup>3</sup>	IS:5182 (Part 23)	90	For 24 Hrs=100
2	Particulate Matters (Size Less Than 2.5µm) (PM2.5)	µg/m <sup>3</sup>	NCL/AIR/STP-09	49	For 24 Hrs=60
3	Sulphur Dioxide (SO <sub>2</sub> )	µg/m <sup>3</sup>	IS:5182 (Part 2)	20.4	For 24 Hrs=80
4	Carbon Monoxide (CO)	mg/m <sup>3</sup>	IS:5182 (Part 10)	0.78	For 08 Hrs=02 For 1 Hrs =04
5	Nitrogen Dioxide (NO <sub>2</sub> )	µg/m <sup>3</sup>	IS:5182 (Part 6)	38.2	For 24 Hrs=80
6	Lead (Pb)	µg/m <sup>3</sup>	IS:5182 (Part 22)	BDL(DL-0.02)	For 24 Hrs=1.0
7	Ozone (O <sub>3</sub> )	µg/m <sup>3</sup>	IS:5182 (Part-9)	21.6	For 8 Hrs=100 For 1 Hr=180
8	Ammonia (NH <sub>3</sub> )	µg/m <sup>3</sup>	NCL/AIR/STP-13	BDL(DL-20.0)	For 24 Hrs=400
9	Benzene (C <sub>6</sub> H <sub>6</sub> )	µg/m <sup>3</sup>	IS:5182 (Part-11)	BDL(DL-1.0)	For Annual=05
10	Benzo (a) Pyrene (BaP)	ng/m <sup>3</sup>	IS:5182 (Part-12)	BDL(DL-0.1)	For Annual=01

EP-023/16/10/24-1




Checked By: *[Signature]*  
Section Incharge



FOR NEWCON CONSULTANTS &amp; LABORATORIES

Authorized Signatory



- The test report refers only to the particular sample/s submitted for testing and listed parameters.
- Endorsement of the same is neither inferred nor implied.
- Laboratory shall maintain the confidentiality of all information related to the samples & test reports.
- Complaints about this report should be communicated within 10 days of the issue date of this report.
- The report is not to be produced wholly or in part without prior permission of the Managing Partner. All disputes subject to Ghaziabad Jurisdiction.

**Laboratory** : A-1/156, Sector-17, (Swadeshi Compound) Kavi Nagar Industrial Area, GHAZIABAD - 201 002 (U.P.)

**Mobile** : 9810430345, 9205501788 | **Website** : www.newconlab.in

**E-mail** : newconlab@gmail.com, newconlabfinance@gmail.com



1283

# Newcon Consultants & Laboratories

(GOVERNMENT APPROVED TESTING LABORATORIES)

An ISO 9001 : 2015, ISO 14001 : 2015, ISO 45001 : 2018 Certified Laboratory



94

Page No.: 2 of 2

TEST REPORT No. NCL/EP-023/16/10/24

DATE OF REPORT : 21/10/2024

S.No.	Test Parameters	Units	Test Method	Results	Specification As per CPCB
11	Arsenic (As)	ng/m3	NCL/AIR/STP-19	BDL(DL-1.0)	For Annual=06
12	Nickel (Ni)	ng/m3	NCL/AIR/STP-17	BDL(DL-5.0)	For Annual=20

\*\*\*End of Report\*\*\*

Remarks : BDL=Below Detection Limit.


EP-023/16/10/24-2



*J. K. D.*  
 Checked by  
**Section Incharge**

FOR NEWCON CONSULTANTS & LABORATORIES

Authorized Signatory



1. The test report refers only to the particular sample/s submitted for testing and listed parameters.
2. Endorsement of the same is neither inferred nor implied.
3. Laboratory shall maintain the confidentiality of all information related to the samples & test reports.
4. Complaints about this report should be communicated within 10 days of the issue date of this report.
5. The report is not to be produced wholly or in part without prior permission of the Managing Partner. All disputes subject to Ghaziabad Jurisdiction.

Laboratory : A-1/156, Sector-17, (Swadeshi Compound) Kavi Nagar Industrial Area, GHAZIABAD - 201 002 (U.P.)

Mobile : 9810430345, 9205501788 | Website : www.newconlab.in

E-mail : newconlab@gmail.com, newconlabfinance@gmail.com



1284

# Newcon Consultants & Laboratories



95

(GOVERNMENT APPROVED TESTING LABORATORIES)  
An ISO 9001 : 2015, ISO 14001 : 2015, ISO 45001 : 2018 Certified Laboratory

## TEST REPORT

Page No.: 1 of 1

TEST REPORT No. NCL/EP-024/16/10/24		DATE OF REPORT : 21/10/2024
Name and Address of Customer	M/S GENUS PAPERS BOARDS LIMITED 8 KM Jansath Road, Muzaffarnagar	

### SAMPLING DETAIL

Sample Name : STACK EMISSION  
 Analysis Start Date : 16/10/2024  
 Date of Sampling : 15/10/2024  
 Sampling Protocol : AS PER CPCB GUIDELINES  
 Sampling Location : --  
 Equipments Used : Vayubodhan Stack Sampler No-1  
 Analysis End Date : 21/10/2024  
 Sampling Done By : NCL  
 Duration of Sampling : 30 Minutes  
 Sample ID No. : NCL/EP-024/16/10/24  
 Area Category : --  
 VSS-1 (S.No-321 DTC 01)

### DETAILS OF STACK

Stack Attached to : Boiler  
 Type of fuel used : Coal, Rice Husk, Baggase  
 Stack height above the ground level : 62.0 Mtr  
 Stack dia at the top : 2000 mm  
 Attached APCs : ESP  
 Capacity : 55 Ton  
 Quantity of fuel used : 10 Ton/Hr  
 Stack height above the roof top : --  
 Material of Construction : RCC  
 Normal Oprating Schedule : 24 Hrs  
 Commnssioning date : --

### PHYSICAL OBSERVATIONS

Ambient Temperature : 31°C  
 Velocity of the flue gases : 7.3 mtr/sec  
 Sampling Flow Rate for Gases : 2.0 LPM  
 Flue gas temperature : 107°C  
 Sampling Flow Rate of SPM : 24.0 LPM  
 Quantity of Emission discharged : 63009.47 Nm³/hr

### TEST RESULT

S.No.	Test Parameters	Units	Test Method	Results	Specification As Per CPCB
1	Particulate Matters (PM)	mg/Nm³	IS:11255 (Part-1)	47	80
2	Sulphur Dioxide (SO2)	mg/Nm³	IS:11255 (Part-2)	32	Not Specified
3	Carbon Monoxide (CO)	%	IS:13270	0.54	Not Specified
4	Oxide of Nitrogen (NOx)	mg/Nm³	IS:11255 (Part-7)	81	Not Specified

\*\*\*End of Report\*\*\*

Remarks : As Per CAQM Specification/Guidelines

EP-024/16/10/24-1



*J. J. J.*  
 Checked by: J. J. J.  
 Section Incharge



FOR NEWCON CONSULTANTS & LABORATORIES  
*[Signature]*  
 Authorized Signatory  
 NCL

- The test report refers only to the particular sample/s submitted for testing and listed parameters.
- Endorsement of the same is neither inferred nor implied.
- Laboratory shall maintain the confidentiality of all information related to the samples & test reports.
- Complaints about this report should be communicated within 10 days of the issue date of this report.
- The report is not to be produced wholly or in part without prior permission of the Managing Partner. All disputes subject to Ghaziabad Jurisdiction.

Laboratory : A-1/156, Sector-17, (Swadeshi Compound) Kavi Nagar Industrial Area, GHAZIABAD - 201 002 (U.P.)  
 Mobile : 9810430345, 9205501788 | Website : www.newconlab.in  
 E-mail : newconlab@gmail.com, newconlabfinance@gmail.com



# 1285

## Newcon Consultants & Laboratories



96

(GOVERNMENT APPROVED TESTING LABORATORIES)  
An ISO 9001 : 2015, ISO 14001 : 2015, ISO 45001 : 2018 Certified Laboratory

### TEST REPORT

Page No.: 1 of 1

TEST REPORT No. NCL/EP-025/16/10/24		DATE OF REPORT : 21/10/2024
Name and Address of Customer	M/S GENUS PAPERS BOARDS LIMITED 8 KM Jansath Road, Muzaffarnagar	

#### SAMPLING DETAIL

Sample Name	: Workzone Noise	Analysis End Date	: 16/10/2024
Analysis Start Date	: 16/10/2024	Monitoring Done By	: NCL
Date of Monitoring	: 15/10/2024	Place of Monitoring	: Line No-5
Monitoring Duration	: 10 Minutes		
Time of Monitoring	: 11:30 AM TO 11:40 AM	Protocol	: CPCB method – PCLS/06/2000-01
Category of Area	: Industrial Area		

#### OBSERVATIONS

Observation No.	1	2	3	4	5	6	7	8	9	10
Day Time Reading (dB(A))	75.8	76.2	77.1	77.6	78.2	75.1	74.8	78.7	79.5	81.2

#### TEST RESULT

S.No.	Test Parameter	Results	Specification As Per Factory Act 1948 Sch-XXIV
1	Average Noise Level	77.4	-
2	L Max	81.2	-
3	L Min	74.8	-
4	Leq	77.6	90.0 Max

\*\*\*End of Report\*\*\*

EP-025/16/10/24-1



*Jaiinder*  
Checked by  
**JAIINDER**  
Section Incharge



FOR NEWCON CONSULTANTS & LABORATORIES  
*Jaiinder*  
Authorized Signatory

1. The test report refers only to the particular sample/s submitted for testing and listed parameters.
2. Endorsement of the same is neither Inferred nor Implied.
3. Laboratory shall maintain the confidentiality of all information related to the samples & test reports.
4. Complaints about this report should be communicated within 10 days of the issue date of this report.
5. The report is not to be produced wholly or in part without prior permission of the Managing Partner. All disputes subject to Ghaziabad Jurisdiction.

**Laboratory : A-1/156, Sector-17, (Swadeshi Compound) Kavi Nagar Industrial Area, GHAZIABAD - 201 002 (U.P.)**  
**Mobile : 9810430345, 9205501788 | Website : www.newconlab.in**  
**E-mail : newconlab@gmail.com, newconlabfinance@gmail.com**

1286



# Newcon Consultants & Laboratories

(GOVERNMENT APPROVED TESTING LABORATORIES)

An ISO 9001 : 2015, ISO 14001 : 2015, ISO 45001 : 2018 Certified Laboratory



TC-12621

97

## TEST REPORT

Page No.: 1 of 1

TEST REPORT No. NCL/EP-026/16/10/24		DATE OF REPORT : 21/10/2024
Name and Address of Customer	M/S GENUS PAPERS BOARDS LIMITED 8 KM Jansath Road, Muzaffarnagar	

### SAMPLING DETAIL

Sample Name : Workzone Noise  
 Analysis Start Date : 16/10/2024 Analysis End Date : 16/10/2024  
 Date of Monitoring : 15/10/2024 Monitoring Done By : NCL  
 Monitoring Duration : 10 Minutes Place of Monitoring : Boiler Area  
 Time of Monitoring : 11:10 AM TO 11:20 AM Protocol : CPCB method –  
 Category of Area : Industrial Area PCLS/06/2000-01

### OBSERVATIONS

Observation No.	1	2	3	4	5	6	7	8	9	10
Day Time Reading (dB(A))	72.7	73.6	74.5	71.8	70.3	73.9	74.7	75.6	76.2	76.8

### TEST RESULT

S.No.	Test Parameter	Results	Specification As Per Factory Act 1948 Sch-XXIV
1	Average Noise Level	74.0	-
2	L Max	76.8	-
3	L Min	70.3	-
4	Leq	74.2	90.0 Max

\*\*\*End of Report\*\*\*

EP-026/16/10/24-1



Checked by  
**SHREYAS**  
 Section Incharge



FOR NEWCON CONSULTANTS &amp; LABORATORIES

Authorized Signatory



- The test report refers only to the particular sample/s submitted for testing and listed parameters.
- Endorsement of the same is neither inferred nor implied.
- Laboratory shall maintain the confidentiality of all information related to the samples & test reports.
- Complaints about this report should be communicated within 10 days of the issue date of this report.
- The report is not to be produced wholly or in part without prior permission of the Managing Partner. All disputes subject to Ghaziabad Jurisdiction.

Laboratory : A-1/156, Sector-17, (Swadeshi Compound) Kavi Nagar Industrial Area, GHAZIABAD - 201 002 (U.P.)

Mobile : 9810430345, 9205501788 | Website : www.newconlab.in

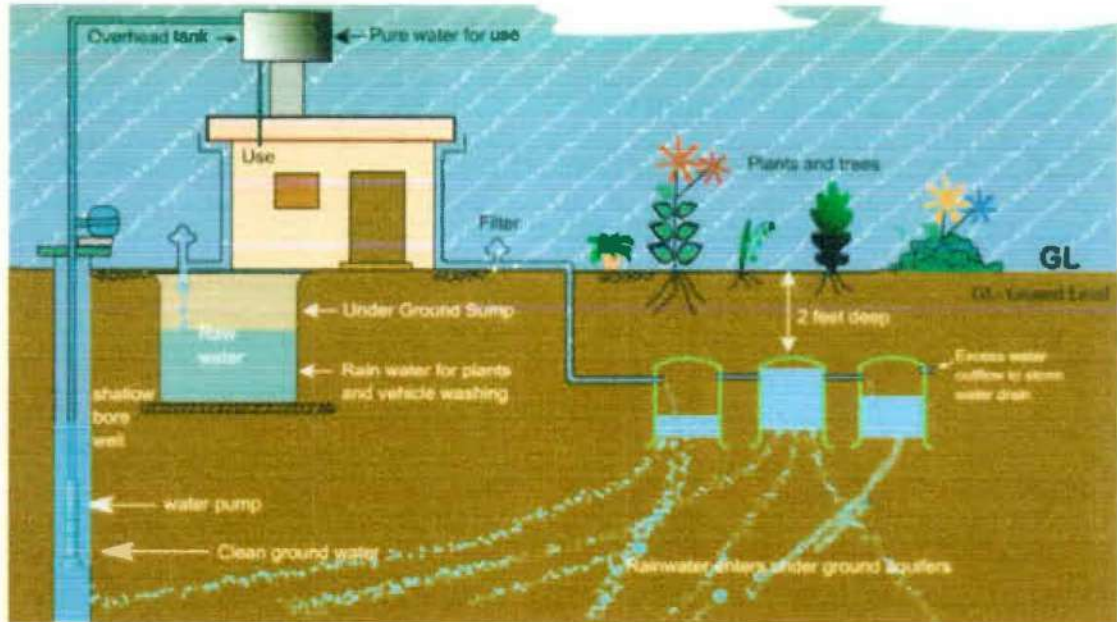
E-mail : newconlab@gmail.com, newconlabfinance@gmail.com

M/s Genus Paper & Boards Ltd, 8<sup>th</sup> Km, Jansath Road, Muzaffarnagar (U.P.)

# A

## Report on

### Hydro-geological and Rainwater Recharge Plan



May 2023

Project Proponent



Genus Paper & Boards Ltd  
(A Kailash Group Company)

Genus  
energizing lives

8<sup>th</sup> Km, Jansath Road, Muzaffarnagar (U.P.)

Prepared by



## Envirosustain Consultants Services

### Aiding towards Sustainable Development

Anandlok Colony (Opp.KTL) Faizabad Road, Lucknow-226028

Ph:- +91-9956999682, +91- 9565154195 | E-mail:- envirosustainconsultants@gmail.com

## INDEX

<b>Contents</b>	<b>Page No.</b>
Introduction	1
Project Description	3
Project Location	5
Geo Location of Project Site	6
Rainfall and Climate	9
Basin, Sub-Basin and Drainage	11
Geomorphology and Drainage	11
Land Use and Land Cover (LULC)	11
Geomorphology and Soil Types	12
Land Forms	13
Hydrogeology	13
Aquifer Description	14
Ground Water Flow and aquifer interaction with surface water	15
Water quality of nearby water bodies	16
Ground Water Resources Assessment	16
Ground Water Management in Muzaffarnagar (Kukra Sadar) Block	17
Solutions for water crisis	19
Benefits of Rainwater Harvesting	19
Recharging	20
Ground Water Resource	21
Water Conservation Measures to be adopted to Reduce/ Save the Ground Water	21
Computation of Rainfall and Approach for Artificial Recharge to Ground Water	21
Artificial Pond Recharge	22
Artificial Recharge to Ground Water from the Village Pond	22
Rain Water Harvesting Structure	23
Artificial Recharge Plan Details in the Pond	24
Slug Test at Recharge Shaft	26
Recharge Shaft in Pond of Nagla Mubarik	26
Recharge Shaft in Pond of Sikhera (Khasra No. 277)	27
Recharge Shaft in Pond of Sikhera (Khasra No. 715)	27
Recharge Shaft in Pond of Sikhera (Khasra No. 316/2)	28
Recharge Shaft in Pond of Bhikki	29
Conclusion and Recommendations	32

<b>List of Figures</b>	<b>Page No.</b>
Fig. 1: Google map and Geo Location of project site	5
Fig. 2: Location map of project site	6
Fig. 3: 1 Km radius view from project site of GPBL	7
Fig. 4: 2 Km radius view from project site of GPBL	7
Fig. 5: 5 Km radius view from project site of GPBL	8
Fig. 6: Average Rainfall and Rainy Days in Previous Years	10
Fig. 7: Average maximum and minimum temperature in Previous Years	10
Fig. 8: Average Precipitation and rainfall days in Year	10
Fig-9: Dimensional Aquifer Disposition in Muzaffarnagar (Kukra Sadar) Block	18
Fig-10: Aquifer Disposition in Muzaffarnagar (Kukra Sadar) Block	18
Fig. 11: Sectional View of Pond	25
Fig. 12: Schematic Diagram of Pond Recharge constructed in the Pond	25
Fig. 13: Section of the Recharge Shaft	25
Fig 14a: Photographs Showing Construction of RWH in factory campus	33
Fig 14b: Photographs Showing Construction of RWH in factory campus	34
Fig 15: Photographs Showing Geo-Location of RWH in factory campus	35
Fig 16a: Photographs Showing Survey & Construction Work of Recharge Shafts	36
Fig 16b: Photographs Showing Survey & Construction Work of Recharge Shafts	37
Fig 16c: Photographs Showing Survey & Construction Work of Recharge Shafts	38
Fig 16d: Photographs Showing Survey & Construction Work of Recharge Shafts	39
Fig 17: Photographs Showing Construction of 6 Recharge Shafts in Pond of Nagla Mubarik	40
Fig 18: Photographs Showing Geo-Location of Recharge Shafts in Pond of Nagla Mubarik	40
Fig 19: Photographs Showing Construction of 4 Recharge Shafts in Pond of Sikhera (Khasra No. 277)	41
Fig 20: Photographs Showing Geo-Location of Recharge Shafts in Pond of Sikhera (Khasra No. 277)	41
Fig 21: Photographs Showing Construction of 5 Recharge Shafts in Pond of Sikhera (Khasra No. 715)	42
Fig 22: Photographs Showing Geo-Location of Recharge Shafts In Pond of Sikhera (Khasra No. 715)	42
Fig 23: Photographs Showing Construction of 5 Recharge Shafts in Pond of Sikhera (Khasra No. 316/2)	43
Fig 24: Photographs Showing Geo-Location of Recharge Shafts in Pond of Sikhera (Khasra No. 316/2)	43
Fig 25: Photographs Showing Construction of 6 Recharge Shafts in Pond of Bhikki	44
Fig 26: Photographs Showing Geo-Location of Recharge Shafts in Pond Bhikki	44
Fig 27: Photographs Showing Boards of Recharge Shafts constructed in Adopted Ponds of different villages	45

<b>List of Tables</b>	<b>Page No.</b>
Table-1: General Stratigraphic sequence of study area	13
Table-2: Details of adopted ponds	22
Table-3: Estimation of Quantum of runoff available through rain water harvesting (within premises)	23
Table-4: Details of rooftop harvesting system	24
Table-5: Slug Test report of recharge shaft in pond of Nagla Mubarik	26
Table-6: Slug Test report of recharge shaft in pond of Sikhera (Khasra No. 277)	27
Table-7: Slug Test report of recharge shaft in pond of Sikhera (Khasra No. 715)	27
Table-8: Slug Test report of recharge shaft in pond of Sikhera (Khasra No. 316/2)	28
Table-9: Slug Test report of recharge shaft in pond of Bhikki	29
Table-10: Calculation of the recharge potential in Pond of Nagla Mubarik	30
Table-11: Calculation of the recharge potential in Pond of Sikhera (Khasra No. 277)	30
Table-12: Calculation of the recharge potential in Pond of Sikhera (Khasra No. 715)	30
Table-13: Calculation of the recharge potential in Pond of Sikhera (Khasra No. 316/2)	31
Table-14: Calculation of the recharge potential in Pond of Bhikki	31
Table-15: Total recharge potential made by M/s Genus Paper & Boards Ltd.	31

## Introduction

The State of Uttar Pradesh forms a part of vast Gangetic Alluvial Plain covering an area of 2,40,928 Sq. Km. and lies between North latitude 23°52'12" & 30°24'30" and East longitude 77°05'38" & 84°03'30". It is bounded by Uttaranchal on the NW, Nepal on the NE, Bihar on the East, Madhya Pradesh in the South, and Haryana, Delhi & Rajasthan in the West. The state is covered with rich fertile soil and underlain by a large thickness of alluvium making it one of the richest ground water repositories of the world. Ground water is a major source of fresh water on earth. It is the most dependable source of water, comparatively free from the vagaries of nature, easily accessible, available at the point of use and economical. Hence it is being developed indiscriminately and the ground water reservoir is stressed. The State being the most populous in the country with a population density of 649 persons per sq. km and a high rate of population growth (26%) its demand for water is soaring. Also due to industrialization, urbanization and modern farming practices its quality is also at stake.

Water is essential for sustaining all forms of life, and is one of the principal elements, which influence economic, industrial and agricultural growth of mankind. Water is a prime requirement for all aspects of life. Water is also one of the most manageable of the natural resources as it is capable of diversion, transport, storage and recycling. It is impossible to substitute for most of its uses, difficult to de-pollute, expensive to transport and is truly a unique gift to mankind from nature. The surface water and ground water resources of the country play a major role in agriculture, hydropower generation, livestock production, industrial civilities, forestry, fisheries, navigation, recreational activities etc. The surface water resources are not distributed evenly and are heavily dependent on level of prediction and more vulnerable to contamination. In contrast the ground water resources are distributed somewhat more evenly, severely dependent on the level of pre less contaminated in nature. The dependence of man on ground water has increased many folds and he moved away from perennial sources of surface water to irrigate and harness agriculture lands and develop industries. It is imperative to make certain that adequate supplies of water of good quality are maintained for all needs of entire population, while preserving the hydrological and biological functions of ecosystems, innovative technologies including the improvement in the indigenous technologies, are needed to fully utilize limited water resources and to safeguard these resources against population.

The country gets about 400 million hectare-meter of precipitation annually, which is augmented by 20 million hectare-meter contributed by river flowing in from neighbouring countries. Net evaporation losses are 200 million hectare-meter. About 135 million hectare meter is available on the surface and remaining recharges groundwater. Water is a critical input for sensibilities of agriculture, which consumes more than 80 percent of available water resource. With increasing demand from other sectors, availability of water to agriculture is

declining. This calls for security of 600 million people dependent on agriculture. Although the India has the largest irrigation system in the world, its water use efficiency has not more than 40 percent, if it continues, water crisis would lead to reduce production and productivity, which would affect the quality of life of people.

Groundwater is the most preferred resource of water in various user sectors in India on account of its universal availability, dependability and low capital cost. The increasing dependence on ground water as a reliable source of water has resulted in indiscriminate extraction in various parts of the country without due regard to the recharging capacities of aquifers and other environmental condition. Ground water has an important role in meeting the water requirements of agriculture, industrial and domestic sectors in the state. About 78% percent of irrigation requirements in the Uttar Pradesh state are being met from ground water resources. If the present trend of the increasing demand remains uncontrollable, the resource may be as strategic as are the minerals resources. Though in contrast to this, the resource of groundwater as a part of hydrologic cycle is replenishable. The indiscriminate exploitation of groundwater has led to depletion of storage and management. There is in evident head to educate steps for sustainable ground water management and indent head to is essential in order to avoid the adverse impact. This could be achieved only after careful monitoring of various inputs of hydrological system. Temporal variation in the Ground water system needs to be studied for the scientific management of the resource.

Ground water development in coherence with least environmental impact is essential requirement for better ground water management plan of any rural /urban settlement. The occurrence and movement of groundwater in any area is controlled by geomorphic features, geological set up, structural features, recharge from annual precipitation and local surface water sources. To assess the quantity of ground water in the given area, various parameters like annual recharge from all sources and present rate of extraction of groundwater have to be estimated to know the quantum available for future extraction.

One strategy in water conservation is rain water harvesting. Digging ponds, lakes, canals, expanding the water reservoir, and installing rain water catching ducts and filtration systems on buildings and ponds are different methods of harvesting rain water. Many people in many countries keep clean containers so they can boil it and drink it, which is useful to supply water to the needy. Harvested and filtered rain water can be used for toilets, home gardening, lawn irrigation, and small scale agriculture. Another strategy in water conservation is protecting groundwater resources. When precipitation occurs, some infiltrates the soil and goes underground. Water in this saturation zone is called groundwater. Contamination of groundwater causes the groundwater water supply to not be able to be used as a resource of fresh drinking water and the natural regeneration of contaminated groundwater can take years to replenish. Some examples of potential sources of groundwater contamination include

storage tanks, septic systems, uncontrolled hazardous waste, landfills, atmospheric contaminants, chemicals, and road salts.

An additional strategy to water conservation is practicing sustainable methods of utilizing groundwater resources. Groundwater flows due to gravity and eventually discharges into streams. Excess pumping of groundwater leads to a decrease in groundwater levels and if continued it can exhaust the resource. Ground and surface waters are connected and overuse of groundwater can reduce and, in extreme examples, diminish the water supply of lakes, rivers, and streams. Sustainable use of groundwater is essential in water conservation. A fundamental component to water conservation strategy is communication and education outreach of different water programs. Developing communication that educates science to land managers, policy makers, farmers, and the general public is another important strategy utilized in water conservation. Communication of the science of how water systems work is an important aspect when creating a management plan to conserve that system and is often used for ensuring the right management plan to be put into action.

The study of groundwater investigations and analysis of data was assessed for evaluation of availability of groundwater to fulfil the catering water demand by installation of tube well.

The scope of work for the investigation is as follows:

1. Study of physiographic, geological and hydro-geological set-up of the area.
2. Study of nature of aquifer around the project area.
3. Study of water producing capabilities in the area.
4. Rainfall pattern around the study area.
5. Natural recharging capabilities of the area.
6. Water table study.
7. Study of existing groundwater structure around the project area.
8. Qualitative groundwater assessment with delineation of fresh/salty water bearing zones, at different depth in the ground.
9. Assessment of nature of formation below the ground.
10. Feasibility and designing of rainwater harvesting system.

### **Project Description:**

M/s Genus Paper & Boards Ltd., located at 8<sup>th</sup> Km, Jansath Road, Muzaffarnagar U.P. is engaged in manufacturing of unbleached kraft paper of different quality from waste paper (imported & indigenous). The mill has Three paper machine equipped with size press for surface sizing to achieve desired burst factor of finished paper. The mill has also obtained consent to operate from respective State Pollution Control Board for manufacturing of 450 MT

Kraft Paper and 300 Mt Duplex board from Waste paper. The mill is minimize the extraction of fresh water through efficient use of fresh water, recycling / reusing entire quantity of back water back into process. The mill has sufficient number of chest for holding of back water in case of any process failure/ shutdown. The mill has already installed Web camera & Water flow meter connected with State & CPCB server to comply the directions given under CPCB Charter.

M/s Genus Paper and Boards Ltd. Unit-2 is situated on 8 K.M. Jansath Road, District Muzaffarnagar, Uttar Pradesh. The coordinates of the industry are Latitude 29.425571 N & Longitude 77.760056 E and logistically well connected by roadways and highways. The total area of the plant is 125700 sq meter.

The Company belongs to the reputed & progressive Kailash Group of Companies. The Registered Office cum Works of the Company is situated at 8<sup>th</sup> Km, Jansath Road, Muzaffarnagar, Uttar Pradesh. At present, the Company has independent plants within the factory premises, having the facilities for manufacturing Waste Paper based Multi Layer Kraft Paper, M. S. Ingots and fiber waste sheet.

The Project area falls under District Muzaffarnagar. The land covered under Project is 125700 sq metre. Presently ground water requirement is 4500 m<sup>3</sup>/day. Since there is no other source of water, M/s Genus Paper & Boards Ltd., 8 K.M. Jansath Road, District Muzaffarnagar, Uttar Pradesh is depending wholly on ground water resources. Company premises has reasonable amount of water recharge prospect and also has adopted pond in the same block.

M/s Genus Paper & Boards Ltd., 8<sup>th</sup> Km, Jansath Road, Muzaffarnagar U.P. has consistent concern towards the protection of Environment. The company has adopted the approach for the protection and improvement of Environment by:

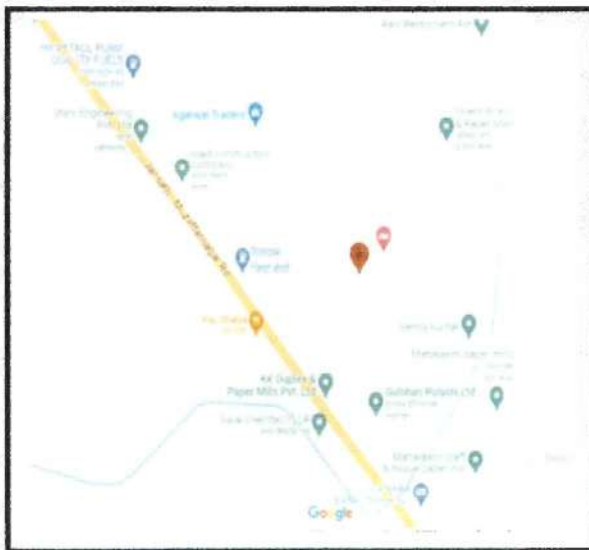
- Minimization of water consumption by recirculation in processes uses.
- Ensuring requisite treatment of industrial wastewater.
- Ensuring requisite treatment of sewage.
- Replacing freshwater by treated sewage for gardening/horticulture.
- Controlling Stack emission to maintain a clean ambient air.
- Waste segregation at source to minimize pollution.
- Rainwater harvesting

Besides these, awareness and regular training is a way of life here and is carried throughout the year.

### Project Location:

Muzaffarnagar district lies in the northwest of Uttar Pradesh, covering an area of 4008 sq. km. It is bounded by the Saharanpur district in the north, Haridwar district of Uttaranchal in the northeast, Bijnor district in the east, Meerut district in the south and river Yamuna separates it from the adjoining state of Haryana in the west. The eastern boundary of the district with Bijnor district is formed by river Ganga. The district falls in Survey of India Toposheet No. 53C, covering north latitudes 29°01'50" and 29°44'20" and east longitude 77°02' and 78°07'. Muzaffarnagar is a city under Muzaffarnagar District in the Indian State of Uttar Pradesh. It is situated midway on the Delhi - Haridwar/Dehradun National Highway (NH 58) and is also well connected with the national railway network. It is known as the sugar bowl of Uttar Pradesh. The city previously called Sarwat and is located in the middle of the highly fertile upper Ganga-Yamuna Doab region and is very near to New Delhi and Saharanpur, making it one of the most developed and prosperous cities of Uttar Pradesh. It comes under the Saharanpur division. This city is part of Delhi Mumbai Industrial Corridor (DMIC) and Amritsar Delhi Kolkata Industrial Corridor (ADKIC). It shares its border with the state of Uttarakhand and it is the principal commercial, industrial and educational hub of Western Uttar Pradesh.

M/s Genus Paper and Boards Ltd. Unit-2 is situated on 8 K.M. Jansath Road, District Muzaffarnagar, Uttar Pradesh. The coordinates of the industry are Latitude 29.425571 N & Longitude 77.760056 E and logistically well connected by roadways and highways. The total area of the plant is 125700 sq meter.



Geo-Location	
<b>Genus Paper and Boards Ltd.</b>	
8 K.M. Jansath Road, District Muzaffarnagar, Uttar Pradesh	
Latitude	29.425571 N
Longitude	77.760056 E

**Fig-1: Google map and Geo Location of project site**

### Geo-Location of project site

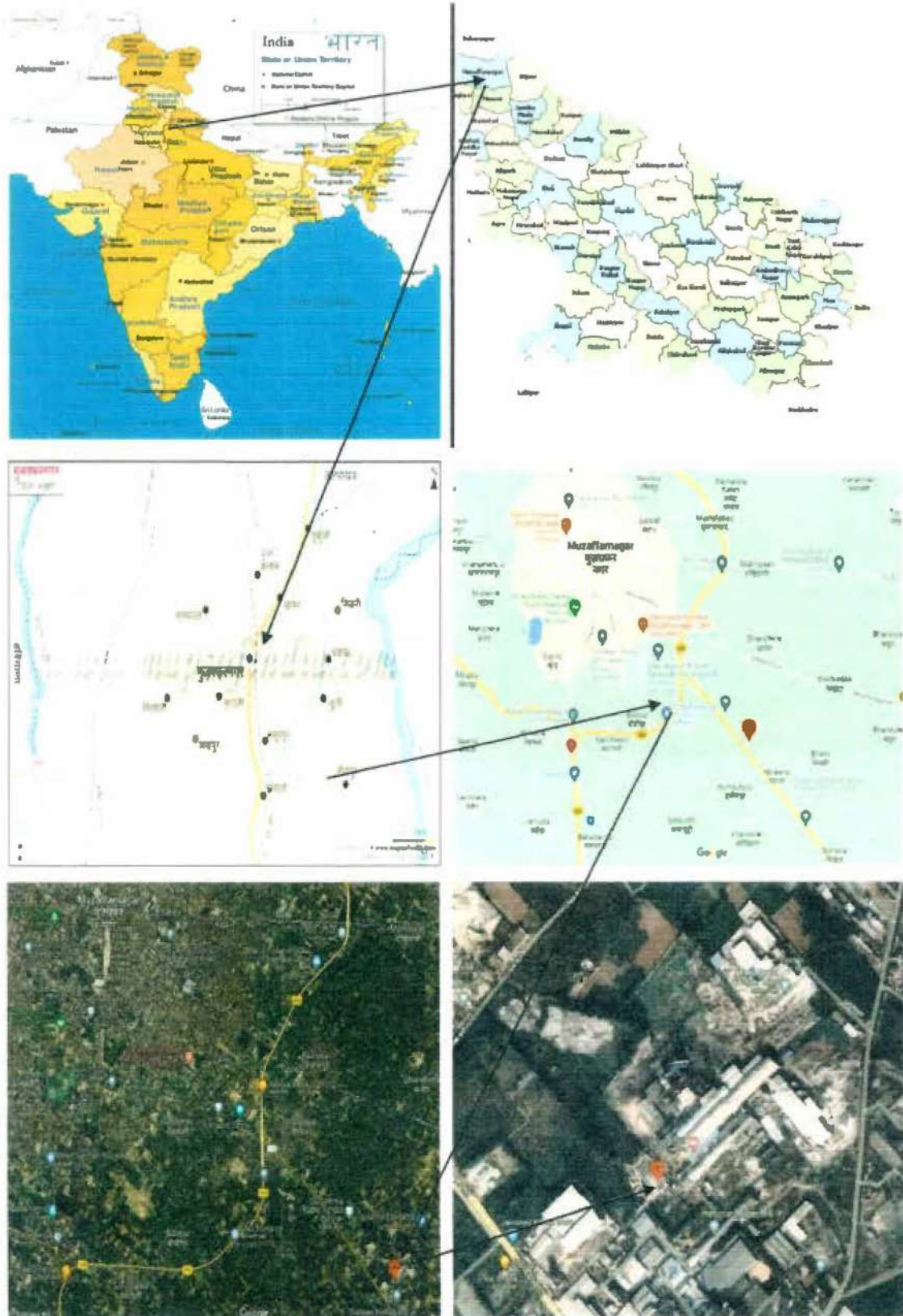


Fig-2: Location map of project site (Latitude 29.425571 N & Longitude 77.760056 E)

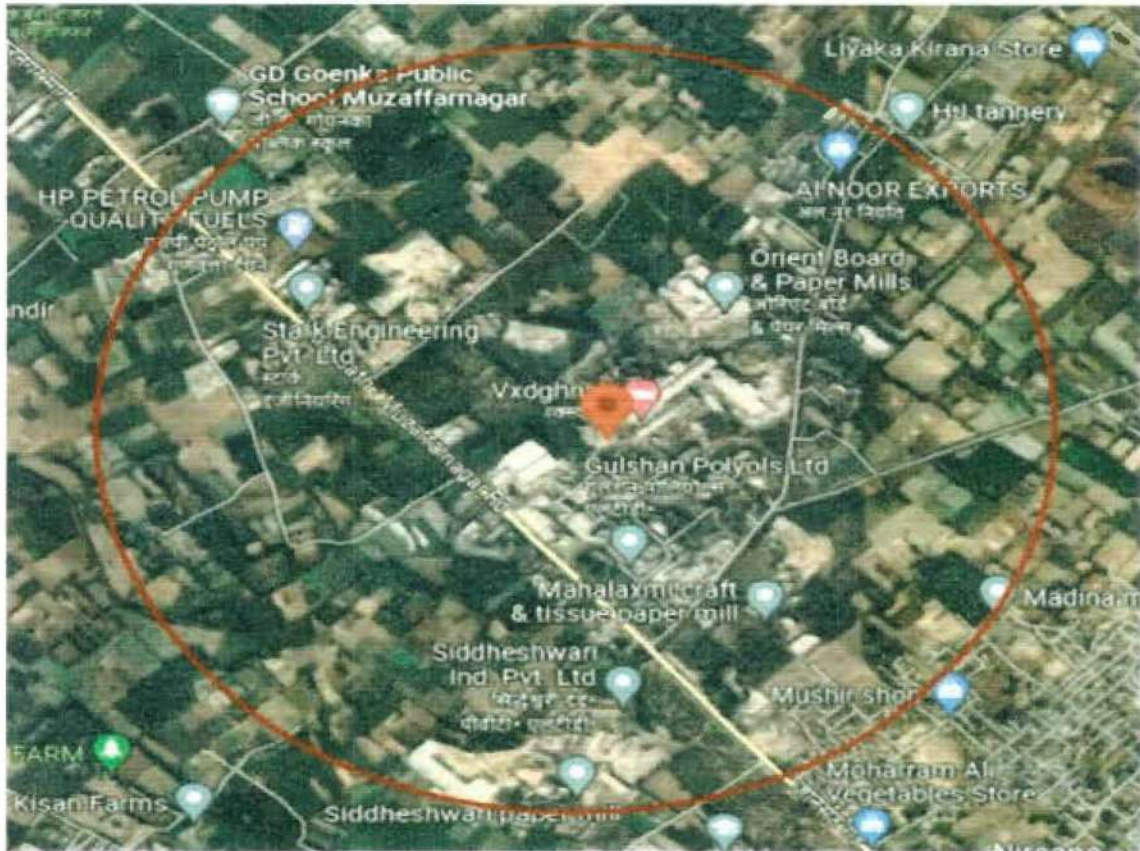


Fig. 3: 1 Km radius view from project site of GPBL

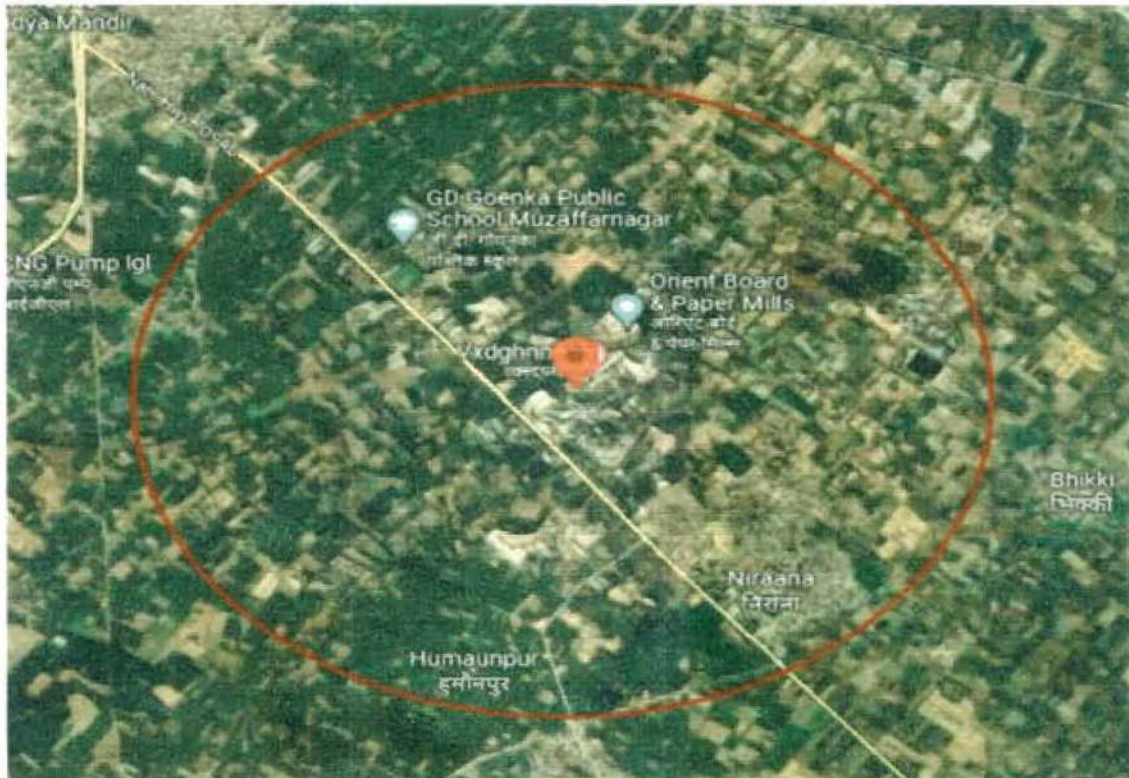


Fig. 4: 2 Km radius view from project site of GPBL



Fig. 5: 5 Km radius view from project site of GPBL

**Rainfall and Climate:**

The average annual rainfall is 834 mm (Source India WRIS website: 1972-2021). The climate is sub humid and it is characterised by general dryness except in the brief monsoon season, a hot summer and pleasant cold season. About 80% of rainfall is received during June to September. During monsoon surplus water is available for percolation to ground water. May is the hottest month. The mean daily maximum temperature is about 40°C, mean daily minimum temperature is about 24°C and maximum temperature some time rises to 44°C. With the onset of southern monsoon by the end of June, there is appreciable drop in temperature. January is the coldest month with mean daily temperature at about 20°C and mean daily minimum at 7°C. The air is dry during the year. In monsoon season, the air is very humid and April and May are usually driest months. The mean monthly relative humidity is 67%. The mean wind velocity is 6.70 Km. per hour. The potential evapotranspiration is 1545.90 mm

Muzaffarnagar has a monsoon influenced humid subtropical climate characterised by much hot summers and cooler winters. Summers last from early April to late June and are extremely hot. The monsoon arrives in late June and continues until the middle of September. Temperatures drop slightly, with plenty of cloud cover but with higher humidity. Temperatures rise again in October and the city then has a mild, dry winter season from late October to the middle of March. June is the warmest month of the year.

The temperature in June averages 30.2 °C. In January, the average temperature is 12.5 °C. It is the lowest average temperature of the whole year. The average annual temperature in Muzaffarnagar is 24.2 °C. The highest and lowest temperatures ever recorded in Muzaffarnagar are 45 °C (113 °F) on 29 May 1994 and -2.6 °C (27.3 °F) on 23 December 1990 respectively. The rainfall averages 929 mm. The driest month is November, with 8 mm of rain. Highest precipitation falls in July, with an average of 261.4 mm. The climate is sub humid and it is characterized by general dryness except in the brief monsoon season, a hot summer and pleasant cold season. About 80% of rainfall takes places from June to September. During monsoon surplus water is available for deep percolation to ground water.

There is a meteorological observatory at Meerut, which may be taken as representative of meteorological condition. May is the hottest month. With the onset of southern monsoon by the end of June, there is appreciable drop in temperature. January is the coldest month with mean daily temperature at about 20°C and mean daily minimum at 7°C. The air is dry during the year. In south-west monsoon season, the air is very humid and April and May are usually driest months. The mean monthly relative humidity is 67%. The mean wind velocity is 6.70 Km.p.h.

M/s Genus Paper & Boards Ltd, 8<sup>th</sup> Km, Jansath Road, Muzaffarnagar (U.P.)

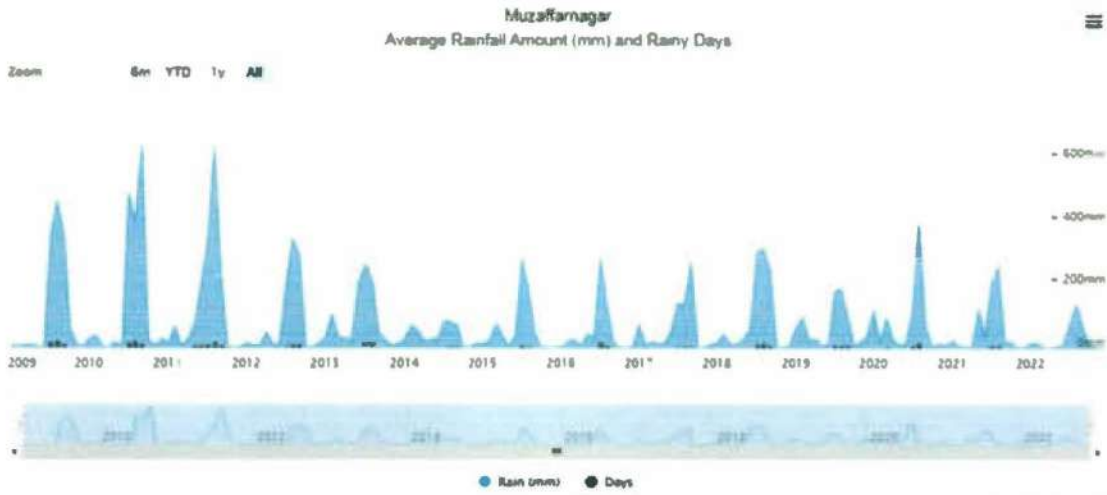


Fig. 6: Average Rainfall and Rainy Days in Previous Years

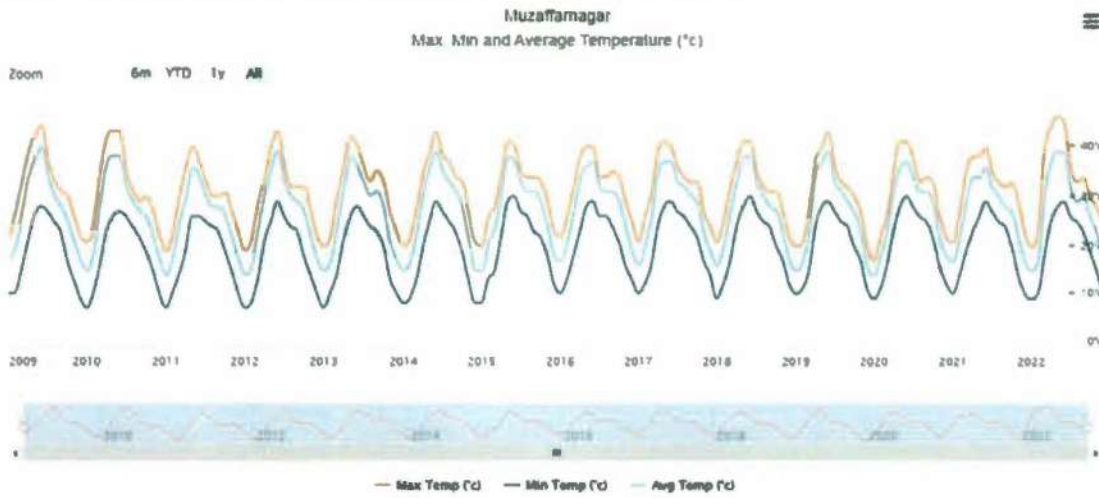


Fig. 7: Average maximum and minimum temperature in Previous Years

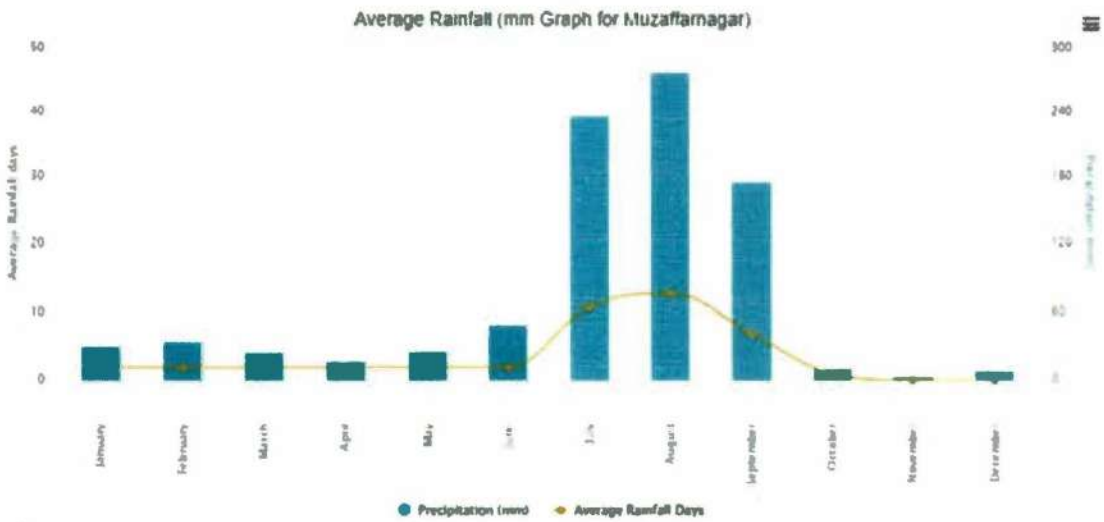


Fig. 8: Average Precipitation and rainfall days in Year

**Basin, Sub-Basin and Drainage:**

The district occupies the northern part of Ganga-Yamuna basin. Muzaffarnagar district is demarcated by river Ganga in the east and by river Yamuna in the west. In fact, the drainage pattern of the district is strictly governed by these two major rivers. Both the rivers in their respective course flow more or less north to south. Major tributary of Ganga is Solani River. Yamuna has the tributaries named Hindon, Krisni and Hari rivers and the Katna nala. The area lies in the central part of Muzaffarnagar district and part of the Ganga-Hindon Doab between the river Ganga in the east and the river Hindon in the west. The area almost has a monotonous plain with no distinct features except some sandy ridges, and drains. No major river passes through the study area. Drainage is in the form of gullies, due to gentle slope of the area. Major drains in the area are Dhandera-Datiana drain and Jat Mujhera drain. All the small and medium sized drainage originate in the upper part and drains flow southward towards river Ganga. Localized drainages is conforming to local relief of the area and follows slope of the area. Flow lines are following local relief changes and are in dendritic pattern. The area is crisscrossed by various distributaries of Ganga Canal.

**Geomorphology and Drainage:**

The area lies in the central part of Muzaffarnagar district and part of the Ganga-Hindon Doab between the river Ganga in the east and the river Hindon in the west. The area almost has a monotonous plain with no distinct features except some sandy ridges, and drains. No major river passes through the study area. Drainage is in the form of gullies, due to gentle slope of the area. Major drains in the area are Dhandera-Datiana drain and Jat Mujhera drain. All the small and medium sized drainage originate in the upper part and drains flow southward towards river Ganga. Localized drainages is conforming to local relief of the area and follows slope of the area. Flow lines are following local relief changes and are in dendritic pattern. The area is crisscrossed by various distributaries of Ganga Canal.

**Land Use and Land Cover (LULC):**

Land Use / Land Cover data analysis has been done within 5.0 km radius of project site (79 sq. km). Following LULC classes are available in the selected area. It may be seen that 78.33% area falls under agriculture, 1.96% area falls under industrial area, 1.47% area falls Pond, canal and drain and 10.94% area falls under settlement.

**Geomorphology and Soil Types:**

The entire Muzaffarnagar district is a flat terrain falling in middle Ganga plain. The highest point in the district is 201.00 mamsl in the north and lowest in the south is 222.00 mamsl giving rise an average slope of about 0.40 m/km. north to south. The district can be sub divided into 5 geographic units.

**Sand Bars:** Along the courses of Ganga and Yamuna rivers, the sand bars are characteristic which dynamically change during floods.

**Flood Plain:** The flat, low lying poorly drained area adjacent to Ganga and Yamuna rivers forms the flood plains frequented by floods during monsoons.

**Ravines:** In the western part of the district, this unit is characterized by the gullies along the rivers Kari, Hindon and Krishna. This is probably due to the erosion of unconsolidated material by localized surface run off forming channels and ultimately giving rise to undulating topography and hence the formation of ravines.

**Younger Alluvial Plains:**

The gently sloping (southward) and slightly undulating terrain having ox-bow lakes, back swamp and paleo-channels forms this geomorphologic unit along the western bank of Ganga and eastern bank of Yamuna River in the district. This unit is also called Khadar. In the western part of the district, the Yamuna Khadar in the east of Yamuna River spreads about 12 kms. in the north and narrows down towards the south. In the eastern part of the district the Ganga Khadar (west of river Ganga) is widest (about 20 Kms.) in the north and gradually narrows down to 2 Kms. width around the place called Bhokerhedi.

**Older Alluvial Plain:** Older alluvial plain may be divided into three parts-

(i) **Tract between Ganga canal and Kali River:** This is upland with general east to west slopes more considerable than the regional slope of the area *i.e.*, north to south. It is marked by natural levees as sand belt stretching north south with heights ranging 3-18 m.

(ii) **Tract between Kali and Hindon rivers:** Between these two rivers, the upland slopes down to both rivers side and marked by broken grounds which is more in southern part of the district than that in the northern part.

(iii) **Tract between Hindon and Yamuna:** Between the Yamuna Khadar and Hindon river there is an elevated plateau, where topography along the rivers is uneven due to poor soil character. The area is drained by Yamuna canal and Katna Nala.

### Land Forms:

(i) **Water logged area:** Along the main Ganga canal, due to seepage, the water logged areas have developed. In the northern part of the canal, the water logged areas occur along the western side while that in the southern part of the area water logged area found in the eastern side of the canal.

(ii) **Back swamp:** The low lying swampy land is formed along the flood plains of Ganga River in the north-eastern part of the district around Majlispur and Farukhpur.

(iii) **Palaeo-channels:** In the western part of the district, cut-off meanders forming ox-bow lakes suggest the buried paleo-channels in the younger alluvial plains which area along the course of river Yamuna.

(iv) **Levee deposit:** These deposits are characteristic of river Ganga in the eastern part of the district which are older high tracts of the river ranging 3-18 m. in height. The prominent levee stretches north-south from Purkaj in the north to Hasanwadi in the south with east-west width ranging from 0.50-2.00 m.

### Hydrogeology:

Geological Set up the study area is part of Middle Ganga plain and is underlain by alluvial sediments of Quaternary period deposited by drainage system of river Ganga, Yamuna and their tributaries. The area is underlain by alluvial deposits of Quaternary age, deposited over Precambrian basement. Thickness of alluvium increases from west to east *i.e.*, from Yamuna River side towards Ganga River. General geological succession based on various earlier studies/ exploratory well drilling by CGWB and other available literature is given below-

**Table-1: General Stratigraphic sequence of study area**

Age (ma)	Formation		Lithology
Recent	Younger Alluvium	Neogene Sediments	Sand, clay
Holocene	Older Alluvium		Sand, clay, gravel & kankar
-----Disconformity-----			
Pleistocene	Upper Siwalik		Conglomerate, sandstone & shale
Pliocene to Middle Miocene	Middle & Lower Siwalik		Shale & sandstone
-----Unconformity-----			
Precambrian Basement			

Geologically the area is underlain by thick fluvial Quaternary sediments, deposited by Ganga River and its tributaries. Sediments comprise sand, silt, clay and kankars (calcareous concretions) in varying proportions and show quick alteration from finer to coarser at places. The alluvium is subdivided into Older Alluvial and Younger Alluvial Plain. Older alluvium occupies higher elevation whereas younger alluvium is of recent origin and is restricted to river/Nala courses.

The entire Muzaffarnagar district underlain by the quaternary alluvium deposited by Ganga and Yamuna River system. Lithologically the alluvial sediments comprise of sand, silt, clay and kankars in varying proportions. The perusal of all available lithological logs of the tube wells in the area reveal the complex configuration of alluvial sediments showing quick alteration from finer to coarser lithology. By and large the four distinct groups of permeable layers occur in the area down to 450.00 mbgl. The top sandy clay bed 3-75 m in thickness covers the entire district.

After top clayey layer first aquifer starts and with varying thickness at different places continues down to 185 mbgl. Lithologically the aquifer comprises mostly medium to coarse sand but gravels and kankars are also encountered sometimes. This aquifer at places, can be sub divided into two sub groups due to the presence of either clay lenses or sub regional clay layers.

The second aquifer occurring at varying depths between 115 and 235 mbgl is separated by 10-15 m thick clay layer from the first upper aquifer. The second group of aquifer consists of less coarse sediments than that of first one and at places kankar and clay lenses also occur.

The third aquifer is separated by second aquifer by thick clay layer. The fine textural third aquifer ranges in thickness between the depths 255 to 329 mbgl. The third aquifer is followed by a clay layer. The thickness of the fourth aquifer varies between the depths 355-488 mbgl.

The aquifer material becomes coarser from west to east. The top clay layer is thickest at Lakkheri, Rajpur and Budhana in the south western part of the district but is almost absent at Sukratal in the eastern most part of the district. In general, it can be observed that the river Ganga has deposited coarser material compared to those deposited by river Yamuna.

### **Aquifer Description:**

The area where industry is situated lies in the Alluvium which is water bearing formation in the area. The alluvium comprises sand, silt, clay & its admixture. Kankar is occasionally associated with clay. The interstices pore space between different grains is occupied by ground water. The interstices act as ground water conduit. Typically, they are characterized by their

size, shape irregularity and their distribution. The ground water occurs under water table condition in shallow aquifer whereas the ground water in deeper aquifer occurs under semi-confined to confined condition.

Study of all available lithological logs of tube wells in the area reveal the complex subsurface configuration of alluvium showing alteration from finer to coarser sediments in quick succession. By and large there are three distinct groups of aquifers occurring in the area down to 463.00 m.bgl. The entire area is underlain by top sandy clay bed ranging in thickness from 5 to 35m and followed by first aquifer with varying thickness at different places and continues down to 162 m.bgl (Bottom between 128 and 162 m.bgl). Lithologically, the aquifer comprises medium to coarse sand but gravels and kankars are also encountered sometimes. Aquifer at places can also be sub divided into two sub groups due to the presence of either clay lenses or sub regional clay layers.

The second aquifer occurring at varying depths between 145 m.bgl (Top between 145 and 185 m.bgl) and 327 m.bgl (Bottom between 276 and 327 m.bgl) is separated by 10-15 m thick clay layer from the first aquifer. The second group of aquifer consists of finer sediments than that of first one and at places kankar and clay lenses are also found. The separating clay layer at places pinches out merging the first and second aquifer groups.

The third aquifer is separated from second aquifer by thick clay layer. The fine grained third aquifer lies between the depths from 288 (Top between 288 and 327 m.bgl) to 463 m.bgl (Bottom between 445 and 463 m.bgl).

**Aquifer Parameters are as follows:**

Discharge (liters per second)	- 33 - 37
Storativity (S)	- $3.14 \times 10^{-3}$
Transmissivity (m <sup>2</sup> /day)	- 857 to 2204

**Shallow Aquifer:** Ground water in shallow aquifer occurs under unconfined condition and is tapped by dug wells and shallow borewells. Tube wells drilled by State Government generally tap 30-40 m thickness of aquifer material in this aquifer in the depth range of 70-130m, which can give discharge of 2400 to 3600 lpm.

**Deeper Aquifer:** In deeper aquifers, ground water occurs under semi-confined to confined conditions. Exploratory wells drilled by CGWB tapping shallow or collectively shallow and deep aquifers have yields ranging from 1960-2220 lpm. 3.2.2

**Ground Water Flow and aquifer interaction with surface water:**

Ground water movement is derivative of various function of slope, topography and micro geomorphology of the area. Usually, it follows the topographic slope of the area. In the area close to the Project site, ground water movement has been deciphered on the basis of

water table elevation. Gridding of the water table elevation gives the movement direction. Movement can be categorized as short-term movement and generalized long term movement. Short term movement of Ground Water has been observed to follow local variation in topographic elevation, Whereas, long term water movements are from East to West direction. There is no surface water body or river in the study area to establish any aquifer interaction with surface water. Monitoring data of GWD indicates that depth to water level in the entire block ranges from 5 to 20 m.bgl. in both pre monsoon and post monsoon period of year 2020.

### **Water quality of nearby water bodies:**

As per Genus Paper and Boards Ltd. Unit-2, Impact Assessment Report (Jan, 2023), 6 (Six) water samples were collected from monitoring wells including 1 (one) water sample from tube well of Genus Paper and Boards Ltd. Unit-2. These samples were got analysed through NABL accredited laboratory. Chemical analysis shows that ground water is generally basic in nature with pH ranging between 7.09 (at Genus Paper and Boards Limited Unit-2) to 7.42 (at Shikreda). EC is found to vary with a minimum value of 428  $\mu\text{S}/\text{cm}$  at 25°C in tube well located at Shikreda and a maximum value of 922  $\mu\text{S}/\text{cm}$  at 25°C in sample from Genus Paper and Boards Limited Unit-2 in study area. Chloride concentration in the area has been found 18.5 mg/l at Sahawali to 74.5 mg/l at Sikheda. Concentration of carbonates is nearly negligible and that of bicarbonates varies from 233 to 371 mg/litre. Nitrate concentration is without the permissible limit (45mg/l) as found in the study area. Concentration of fluoride in all the ground water samples is found to be varying from 0.21 mg/l to 0.45 mg/l within the permissible limit of 1.5 mg/l. Phosphate has not been detected in any of the locations. Hardness reported as  $\text{CaCO}_3$  varies between 242 mg/l at tube well in Genus Paper and Boards Limited Unit-2 and 330 mg/l at Sikheda indicating very low variation. In general water quality is good in entire study area and Tube wells from factory premise is very good, however some parameters may show slight variation depending on their location in respect to Industry. The study of results indicates that all the parameters are within permissible limits as per BIS drinking water standards IS 10500:2012.

### **Ground Water Resources Assessment:**

Groundwater resource assessment of the Muzaffarnagar block as on 31.03.2022 has been estimated by Central Ground Water Board and Govt. of Uttar Pradesh. The details are given below: Total Annual Recharge (ham) : 8818.81 Total Natural Discharge (ham) : 440.94 Annual Extractable Ground Water Recharge (ham) : 8377.87 Current Ground Water Extraction (ham) Irrigation : 4730.80 Industrial : 535.01 Drinking and domestic : 1207.71 Total : 6473.51 Net Ground Water Availability (ham) : 1904.36 Stage of Ground Water Development : 77.27%

Category : Semi Critical It may be seen that stage of groundwater development in the Muzaffarnagar block is 77.27% and falls under Semi Critical Category. The ground water draft for irrigation is around 73% of total use for all the purposes.

### **Ground Water Management in Muzaffarnagar (Kukra Sadar) Block:**

Muzaffarnagar (Kukra Sadar) block lies in the central part of the Muzaffarnagar district encompassing an area of 254.29 Sq Km. It is flanked by Baghra & Charthawal blocks in the Southwest and Northwest respectively and Morna & Purqazi blocks in the Southeast and Northeast respectively.

**Drainage:** The block is drained by Kali Nadi almost in north south direction in the western part of the block. The block has well developed canal network.

**Geology:** The soils of the block are formed by the transport of silt carried by the two rivers, Ganga and Yamuna. The soils are composed of Pleistocene and sub-recent alluvial sediments transported and deposited by river action from the Himalayan region. Soils are predominantly coarse loamy, sandy coarse loamy & fine silty. Geologically the area is underlain by thick fluvial Quaternary sediments, deposited by Ganga River and its tributaries. Sediments comprise sand, silt, clay and kankars (calcareous concretions) in varying proportions and show quick alteration from finer to coarser at places. The alluvium is subdivided into Older Alluvial and Younger Alluvial Plain. Older alluvium occupies higher elevation whereas newer alluvium is of recent origin and is restricted to river courses. Geomorphologically the block virtually forms a flat terrain forming a part of Ganga Plains. There are patches of saline and alkaline lands called "Bhur" areas mostly along the bank of Yamuna and the bank of upper Ganges canal. The stretches of low land along the rivers are called "khadars". The khadar of Ganges differs from that of Yamuna, in not having wide stretches of settled countries and in having a better clay deposit.

Even though the Muzaffarnagar (Kukra Sadar) block falls under 'Safe' category yet it may become vulnerable to various environmental impacts of water level depletion such as declining ground water levels, drying up of shallow wells, and decrease in yield of bore wells and increased expenditure and power consumption for drawing water from progressively greater depths due to relatively high stage of ground water development which is about 77%. Although there is good scope of ground water development in the area as the current category of the block is 'Safe' but the dominance of sugarcane cultivation in the area calls for simultaneous adoption of measures to increase recharge and reducing the draft. Long term ground water trend for most of the wells (State GWD) presents declining trend.

The Figures 9 & 10 give an overview of depth to water and 3-dimensional aquifer disposition in Muzaffarnagar block down to 300 m depth with dynamic & confined ground water resource.



**Solutions for water crisis:**

The Check Dams can construct across gullies, nalahs or streams to check the flow of surface water in the stream channel and to retain water for longer durations in the pervious soil or rock surface. These are constructed across bigger streams and in areas having gentler slopes. These may be temporary structures such as brush wood dams, loose / dry stone masonry check dams, Gabion check dams and woven wire dams constructed with locally available material or permanent structures constructed using stones, brick and cement. Competent civil and agro-engineering techniques are to be used in the design, layout and construction of permanent check dams to ensure proper storage and adequate outflow of surplus water to avoid scours on the downstream side for long-term stability of the dam. The site selected for check dam should have sufficient thickness of permeable soils or weathered material to facilitate recharge of stored water within a short span of time. The water stored in these structures is mostly confined to the stream course and the height is normally less than 2 m. These are designed based on stream width and excess water is allowed to flow over the wall. In order to avoid scouring from excess runoff, water cushions are provided on the downstream side. To harness maximum runoff in the stream, a series of such check dams can be constructed to have recharge on a regional scale. The following parameters should be kept in mind while selecting sites for check dams:

- i) The total catchment area of the stream should normally be between 40 and 100 ha. Local situations can, however, be a guiding factor in this regard.
- ii) The rainfall in the catchment should be preferably less than 1000 mm / annum.
- iii) The stream bed should be 5 to 15 m wide and at least 1m deep.
- iv) The soil downstream of the bund should not be prone to water logging and should have a pH value between 6.5 and 8.
- v) The area downstream of the Check Dam / bund should have irrigable land under well irrigation.
- vi) The Check dams / Nalah bunds should preferably be located in areas where contour or graded bunding of lands have been carried out.
- vii) The rock strata exposed in the ponded area should be adequately permeable to cause ground water recharge.

**Benefits of Rainwater Harvesting:**

Effective and efficient water management options need to incorporate both structural and non structural measures including water conservation, augmentation of this natural resource (especially ground water assets by artificial recharge techniques). The surface water especially during monsoon can be then utilized for recharge to ground water in deeper

depleting water level areas. Suitable artificial recharge structures such as recharge shaft, recharge pit, abandoned hand-pumps/tube-wells and Rooftop rainwater harvesting structures in areas should be adopted.

The harvesting of rainwater in this area cannot be avoided to sustain the water potential in this area. Moreover, heavy rain causes impounding of water in the village area due to which there are considerable damage of roads and water logging in the area. If a rain water harvesting and artificial recharge technique is implemented in the premises, following benefits can be experienced:

1. Water level will be maintained due to additional recharge. It will provide sustainability to existing tube wells; cost of new tube wells will be reduced and there will be lesser maintenance of the pumps and failure of tube wells.
2. There will be considerable savings in pumping of water for water supply.
3. It will not only increase recharge to ground water but also provided extra soil moisture, which will help the greenery.
4. Ground water quality will be considerably improved.
5. The major benefits shall be proper utilization of available rain water runoff, which goes waste in drain or gets evaporated to the atmosphere.
6. To reduce the flooding on Roads.

### Recharging:

The source of recharge in the vicinity is structural basin, which recharges mainly from rain water. The total groundwater recharge (Rt) of the area can be estimated by assessing the various components of following equation-

$$R_t = R_r + R_s - R_i + R_{sw} + R_{uc} = \dots\dots\dots$$

Where – R<sub>r</sub> = Recharge from Rainfall

R<sub>s</sub> = Recharge from irrigation due to surface water.

R<sub>i</sub> = Recharge from irrigation due to ground water

R<sub>sw</sub> = Recharge through surface water bodies.

R<sub>uc</sub> = Recharge through unconfined aquifer

R<sub>sc</sub> = Recharge through semi confined aquifers.

The Nuclear Research Laboratory, IARI, has estimate direct ground water recharge from the rainfall based on ground water 18o-ci RELATIONSHIPS. Groundwater recharge from direct infiltration of rainfall shows a wide range (0.2 to 66.0%) of spatial and temporal variation.

Recharge from high intensity rainfall contributing flood is not a rapid process, occurs through stagnant pools that are left in low areas after significant amount of surface run-off from the surrounding areas and irrigated lands.

**Ground Water Resource:**

The estimation of Dynamic ground water resources is generally based on the component of annual ground water recharge and ground water draft through suitable ground water structure. The dynamic ground water resource is replenished annually by precipitation, irrigation return flow, and canal and tank seepage. The total ground water recharge includes the annual replenishable ground water recharge and potential recharge in shallow water zones. The 86.52% of this resource can be utilized for irrigation purpose leaving 13.48 % for domestic and industrial uses.

Groundwater draft estimate are based on the number of different types of groundwater structures like state tube wells, Private tube wells and pump sets, by which withdrawal of ground water is done on the basis of statistical data available, the block wise annual gross draft has been computed by multiplying its average discharge and annual working hours.

The level of groundwater development in the district has been worked out for each block as the ratio of net annual draft to utilize groundwater resources (GW availability for irrigation).

Level of GW development = Net Annual draft / Ground Water availability

**Water Conservation Measures to be adopted to Reduce/ Save the Ground Water:**

Total water requirement of this unit is 4500 KLD. The industry has installed ETP of 3500 KLD capacity and they treated their effluent generating in the industrial process and then drain it near-by nala as per following UPPCB norms.

**Computation of Rainfall and Approach for Artificial Recharge to Ground Water:**

As per Dynamic Ground Water Resources of India *i.e.*, CGWB, Jansath Block, District Muzaffarnagar falls under semi-critical category, as implementation of recharge mechanism shall ensure that balance between the discharge vis-a-vis recharge relationships of the aquifer system and improve in the ground water quality. The normal annual rain fall in this area is 834 mm. It is proposed to implement rain water harvesting structures by diverting the runoff that is generated from the catchment area, roof sheds, paved areas, roads and green belt areas for recharging and through pond catchments into the ground water system. Rainwater harvesting mechanisms are proposed here through Pond recharge.

### Artificial Pond Recharge

As per the desired requirement of artificial recharge in CGWA guidelines, we have taken only 75 percent of entire filling instead of 100 percent of the Pond. Catchment area for the ponds been measured using the state-of-art technology of Geographic Information Systems. Shuttle Radar Tomographic Mission Data was used. After defining the slope, flow line and flow accumulation it was found that the catchment of the areas of the pond is matching with the field data.

The total Water requirement of the Project is 4500 m<sup>3</sup>/day *i.e.*, 14,85,000 m<sup>3</sup>/year. The area is falls in semi-critical category as per resource estimation of U.P. ground water authority & CGWB. As per guidelines of authority recharge should be at least to the tune of 14,85,000 m<sup>3</sup>/year (100%) the discharge for water intensive industry located in semi-critical block. Hence for fresh ground water requirement Company is liable to recharge 14,85,000 m<sup>3</sup>/year.

To achieve this target of 14,85,000 m<sup>3</sup>/year, Company has adopted pond for construction of recharge shafts in the villages Nagla Mubarik, Sikhera, Bhikki and roof top rainwater harvesting system in factory campus as conservation initiative.

### Artificial Recharge to Ground Water from the Village Pond:

Pond in the village ids generally filled with water only during the rainy season and during summer, they area dry. Genus Paper and Boards Ltd. has adopted the Nagla Mubarik, Sikhera, Bhikki village ponds to take up artificial recharge to ground water of the pond water, which is flowing to adjacent areas during monsoon period. The artificial recharge to ground water in the pond area will result into rise in water levels in the village tube well as wells and increase the supply of water to the land adjacent for irrigation purposes. Thus, recharge scheme in the pond will benefit the tube wells. The pond details which we will adopt for artificial recharge to the ground water:

**Table -2: Details of adopted ponds**

Village Name	Pond Khasra No	Area (Hectare)	Area (m <sup>2</sup> )
<b>Nagla Mubarik</b>	484	0.4100	4100
<b>Sikhera</b>	277	0.6450	6450
	715	0.6450	6450
	316/2	0.2660	2660
<b>Bhikki</b>	308,330	0.5540	5540
	<b>Total</b>	<b>2.5200</b>	<b>25200</b>

### Rain Water Harvesting:

M/s Genus Paper and Boards Ltd. Unit-2, has been an environment friendly industry and has taken all suitable measures for water management. It has implemented rain water harvesting Plan in its premises, M/s Genus Paper and Boards Ltd. Unit-2, has its own plant in 125700 m<sup>2</sup> area where rain water harvesting from the roof top area has been carried out through pipes into rainwater harvesting shafts. The computation of runoff generated annually in the industry's premises has been estimated to be 34027.2 m<sup>3</sup> /annum.

**Table-3: Estimation of Quantum of runoff available through rain water harvesting (within premises)**

S.No.	Particulars	Area (Sqm)	Rainfall (m)	Runoff Coefficient*	Quantum of Run off available (Cum/Year)
	1	2	3	4	5 (2*3*4)
1	Roof Top of building/Shed	48000	0.834	0.85	34027.2
<b>Total Quantum of available runoff (cum/y)</b>					34027.2

From the above computation, it is suggested that a total annual quantum of 34027.2 cum. of rainwater is available for harvesting annually by recharge structures in the premises. In order to design the recharge structures daily runoff of 10mm/half-hr has been taken into account and the details are tabulated below: -

S.No.	Particulars	Area (Sqm)	Rainfall (m)	Runoff Coefficient*	Quantum of Run off available (Cum/half-hr)
	1	2	3	4	5 (2*3*4)
1	Roof Top of building/Shed	48000	0.01	0.85	408

Therefore, it may be seen that 406m<sup>3</sup> rainwater will be available for recharge in half hour.

#### Recharge Shaft Calculation:

**Existing Recharge structures:** Recharge Shaft with recharge well = 06

**Size of Recharge Shaft:** (2.5 m) Length x (2.5 m) Width x (2 m) Depth

**Capacity of Free Board:** Dimension of free board =(2.5 m) L x (2.5 m) W x (1 m) H = 6.25 cubic meter

**Capacity of Filter material:** Dimension of free board =(2.5 m) L x (2.5 m) W x (1 m) H  
=6.25 cubic meter

Porosity of the Filter Media (in percentage) = 50 %

Therefore, Capacity of Filled Material (cu.m.) = 3.125 Cubic meter

**Intake Capacity of the Recharge Well** = 4 lps = 4 lps X 3600 = 14.4 cubic meter per hour

**Total Capacity of One recharge shaft** = 6.25 + 3.125 + 14.4 = 23.775 cubic meter per hour

**Total Capacity of Six recharge shaft** = Thus, Industry has created the capacity of recharge in the tune of 142.65 cubic meter per hour from Six (6) recharge shafts. It is proposed to construct a storage tank in the premises for storage of rainwater and reuse of available quantity of runoff in their process. The ground water recharge from RWH shall be around 34027 cubic-meter/year.

#### **Rain Water Harvesting Structure:**

It has been worked out that in order to tap effectively the rainfall runoff of 1020 m<sup>3</sup>/hr, 2 nos. of trench cum recharge wells structures are constructed for runoff generated from rooftop.

**Table -4: Details of rooftop harvesting system**

Sl. No.	Type of Structure	Area (m <sup>2</sup> ) Approx.	Coefficient Runoff	Rainfall (mm)	Quantity of rainwater harvesting (m <sup>3</sup> )
1	Roof top Area of Building / Sheds	48000	0.85	0.834	34027.20
2	Road/Paved area	50000	0.90	0.834	4170.00
3	Open land / Green Belt area	38000	0.25	0.834	23769.00
	<b>Total</b>	<b>136000</b>			<b>61966.00</b>

#### **Artificial Recharge Plan Details in the Pond:**

The present artificial recharge of Pond proposal has been prepared on the basis of volume of Ponds and Rainfall occurrence adopted in Village Nagla Mubarik, Sikker, Bikki. From the water level fluctuation data analysis, it was found that there was 50 to 70 days lag time for the rain water to join the Ground Water storage. Thus, the effective water table increase due to artificial recharge started from September. The peak water levels were obtained in the Months December to January.

A particular level in the Pond will be maintained and the excess runoff shall be recharge through the artificial recharge structure proposed to be constructed in pond itself. The design of recharge shaft cum water body is enclosed. The water level in the pond shall be maintained to a certain level i.e., 40% of total runoff generated will be maintained so that round the year water is available in the pond to meet the water requirement for maintaining soil moistures and recreation's purpose. The additional water coming to the pond along with the 60% of total capacity of Pond through the runoff shall be recharge through the recharge shaft filled with filter media and slotted from the top of shaft in the Pond.

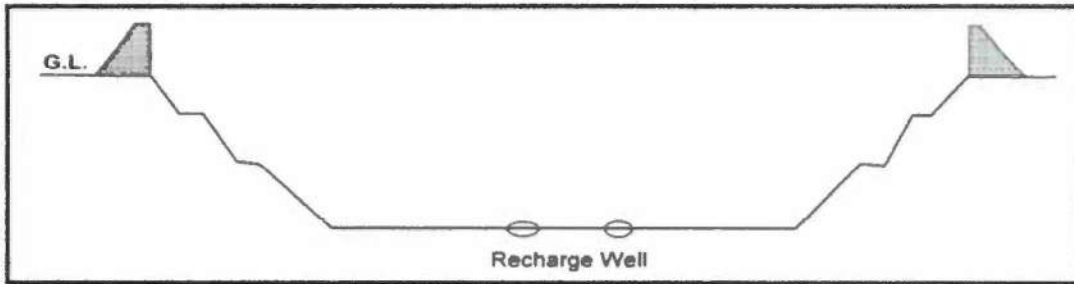


Fig. 11: Sectional View of Pond

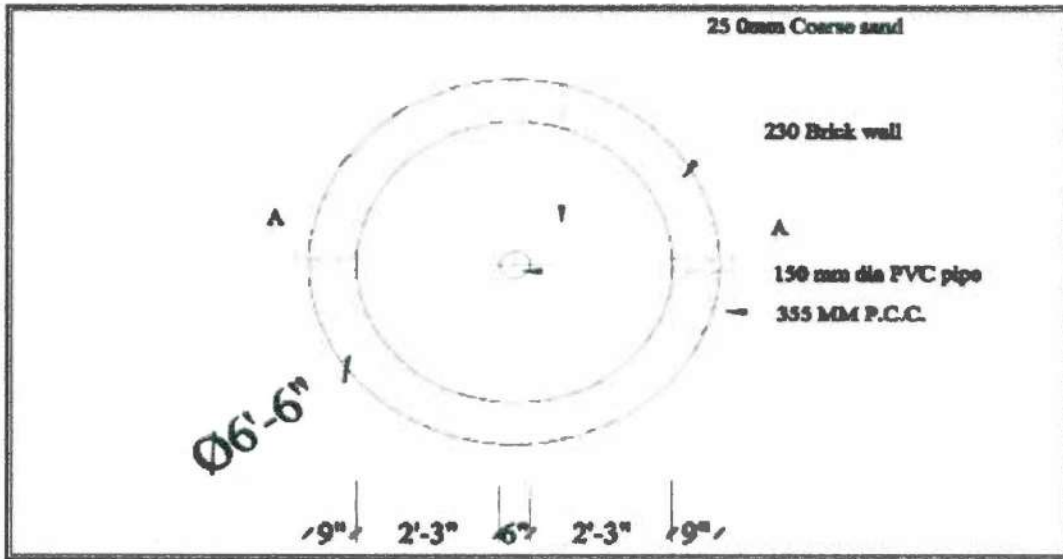


Fig.

12: Schematic Diagram of Pond Recharge constructed in the Pond




Fig. 13: Section of the Recharge Shaft

**Slug Test at Recharge Shaft:**

The recharge shaft - constructed for the purpose has been tested for their intake capacity and their report is given below:

**Recharge Shaft in Pond of Nagla Mubarik:****Table -5: Slug Test report of recharge shaft in pond of Nagla Mubarik****Shaft No. 1 (Pond in Nagla Mubarik)**

Average intake during time period			
1 <sup>st</sup> 15 min.	15-30 min.	30-45 min.	45-60 min.
272 lpm	268 lpm	262 lpm	255 lpm

**Shaft No. 2 (Pond in Nagla Mubarik)**

Average intake during time period			
1 <sup>st</sup> 15 min.	15-30 min.	30-45 min.	45-60 min.
268 lpm	265 lpm	256 lpm	250 lpm

**Shaft No. 3 (Pond in Nagla Mubarik)**

Average intake during time period			
1 <sup>st</sup> 15 min.	15-30 min.	30-45 min.	45-60 min.
280 lpm	272 lpm	265 lpm	255 lpm

**Shaft No. 4 (Pond in Nagla Mubarik)**

Average intake during time period			
1 <sup>st</sup> 15 min.	15-30 min.	30-45 min.	45-60 min.
288 lpm	275 lpm	273 lpm	256 lpm

**Shaft No. 5 (Pond in Nagla Mubarik)**

Average intake during time period			
1 <sup>st</sup> 15 min.	15-30 min.	30-45 min.	45-60 min.
256 lpm	255 lpm	248 lpm	241 lpm

**Shaft No. 6 (Pond in Nagla Mubarik)**

Average intake during time period			
1 <sup>st</sup> 15 min.	15-30 min.	30-45 min.	45-60 min.
276 lpm	271 lpm	268 lpm	252 lpm

The perusal of above data shown that the recharge capacity of the shafts varies from 241-288 lpm average being 265 lpm. Based on the runoff available, 6 nos. of recharge shafts and their intake capacity, the recharge potential of the pond has been calculated.

### Recharge Shaft in Pond of Sikhera (Khasra No. 277)

**Table - 6: Slug Test report of recharge shaft in pond of Sikhera (Khasra No. 277)**

#### Shaft No. 1 (Pond in Sikhera - Khasra No. 277)

Average intake during time period			
1 <sup>st</sup> 15 min.	15-30 min.	30-45 min.	45-60 min.
242 lpm	235 lpm	226 lpm	218 lpm

#### Shaft No. 2 (Pond in Sikhera - Khasra No. 277)

Average intake during time period			
1 <sup>st</sup> 15 min.	15-30 min.	30-45 min.	45-60 min.
221 lpm	218 lpm	214 lpm	204 lpm

#### Shaft No. 3 (Pond in Sikhera - Khasra No. 277)

Average intake during time period			
1 <sup>st</sup> 15 min.	15-30 min.	30-45 min.	45-60 min.
235 lpm	231 lpm	224 lpm	211 lpm

#### Shaft No. 4 (Pond in Sikhera - Khasra No. 277)

Average intake during time period			
1 <sup>st</sup> 15 min.	15-30 min.	30-45 min.	45-60 min.
238 lpm	229 lpm	221 lpm	210 lpm

The perusal of above data shown that the recharge capacity of the shafts varies from 242-204 lpm average being 223 lpm. Based on the runoff available, 4 nos. of recharge shafts and their intake capacity, the recharge potential of the pond has been calculated.

### Recharge Shaft in Pond of Sikhera (Khasra No. 715)

**Table -7: Slug Test report of recharge shaft in pond of Sikhera - Khasra No. 715**

#### Shaft No. 1 (Pond in Sikhera - Khasra No. 715)

Average intake during time period			
1 <sup>st</sup> 15 min.	15-30 min.	30-45 min.	45-60 min.
255 lpm	248 lpm	238 lpm	231 lpm

**Shaft No. 2 (Pond in Sikhera - Khasra No. 715)**

Average intake during time period			
1 <sup>st</sup> 15 min.	15-30 min.	30-45 min.	45-60 min.
252 lpm	244 lpm	231 lpm	224 lpm

**Shaft No. 3 (Pond in Sikhera - Khasra No. 715)**

Average intake during time period			
1 <sup>st</sup> 15 min.	15-30 min.	30-45 min.	45-60 min.
268 lpm	246 lpm	240 lpm	228 lpm

**Shaft No. 4 (Pond in Sikhera - Khasra No. 715)**

Average intake during time period			
1 <sup>st</sup> 15 min.	15-30 min.	30-45 min.	45-60 min.
257 lpm	245 lpm	229 lpm	223 lpm

**Shaft No. 5 (Pond in Sikhera - Khasra No. 715)**

Average intake during time period			
1 <sup>st</sup> 15 min.	15-30 min.	30-45 min.	45-60 min.
249 lpm	240 lpm	231 lpm	223 lpm

The perusal of above data shown that the recharge capacity of the shafts varies from 268-223 lpm average being 246 lpm. Based on the runoff available, 5 nos. of recharge shafts and their intake capacity, the recharge potential of the pond has been calculated.

**Recharge Shaft in Pond of Sikhera (Khasra No. 316/2)****Table -8: Slug Test report of recharge shaft in pond of Sikhera - Khasra No. 316/2****Shaft No. 1 (Pond in of Sikhera - Khasra No. 316/2)**

Average intake during time period			
1 <sup>st</sup> 15 min.	15-30 min.	30-45 min.	45-60 min.
212 lpm	203 lpm	196 lpm	180 lpm

**Shaft No. 2 (Pond in Sikhera - Khasra No. 316/2)**

Average intake during time period			
1 <sup>st</sup> 15 min.	15-30 min.	30-45 min.	45-60 min.
207 lpm	204 lpm	191 lpm	180 lpm

**Shaft No. 3 (Pond in Sikhera - Khasra No. 316/2)**

Average intake during time period			
1 <sup>st</sup> 15 min.	15-30 min.	30-45 min.	45-60 min.
222 lpm	202 lpm	192 lpm	184 lpm

The perusal of above data shown that the recharge capacity of the shafts varies from 222-180 lpm average being 201 lpm. Based on the runoff available, 3 nos. of recharge shafts and their intake capacity, the recharge potential of the pond has been calculated.

**Recharge Shaft in Pond of Bhikki****Table -9: Slug Test report of recharge shaft in pond of Bhikki****Shaft No. 1 (Pond in Bhikki)**

Average intake during time period			
1 <sup>st</sup> 15 min.	15-30 min.	30-45 min.	45-60 min.
198 lpm	193 lpm	190 lpm	185 lpm

**Shaft No. 2 (Pond in Bhikki)**

Average intake during time period			
1 <sup>st</sup> 15 min.	15-30 min.	30-45 min.	45-60 min.
205 lpm	203 lpm	1091 lpm	188 lpm

**Shaft No. 3 (Pond in Bhikki)**

Average intake during time period			
1 <sup>st</sup> 15 min.	15-30 min.	30-45 min.	45-60 min.
209 lpm	206 lpm	193 lpm	188 lpm

The perusal of above data shown that the recharge capacity of the shafts varies from 209-185 lpm average being 197 lpm. Based on the runoff available, 3 nos. of recharge shafts and their intake capacity, the recharge potential of the pond has been calculated.

**Table -10: Calculation of the recharge potential in Pond of Nagla Mubarik**

Recharge Shafts constructed	6	Nos
Qty of water percolating/Hr/well (265 lpm)	15.90	Cum/Hr
Qty of RW recharged/day (24 Hr) by 6 shafts (@ 90% efficiency)	14.31 x 24Hr x 6 = 2060.64	Cum/day
Rainfall runoff available for Ponds	10250.00	Cum/year
Potential quantity of rainwater per annum through recharge shaft (60 days)	123638.40	Cum/year
Natural seepage through the bottom of the pond with average depth of 2.5 M (@ 60% runoff available)	6150.00	Cum/year
<b>Total recharge from Pond</b>	<b>129788.40</b>	<b>Cum/year</b>

**Table -11: Calculation of the recharge potential in Pond of Sikhera (Khasra No. 277)**

Recharge Shafts constructed	4	Nos
Qty of water percolating/Hr/well (223 lpm)	13.38	Cum/Hr
Qty of RW recharged/day (24 Hr) by 4 shafts (@ 90% efficiency)	12.04 x 24 Hr x 4 = 1155.84	Cum/day
Rainfall runoff available for Ponds	16125.00	Cum/year
Potential quantity of rainwater per annum through recharge shaft (60 days)	69350.40	Cum/year
Natural seepage through the bottom of the pond with average depth of 2.5 M (@ 60% runoff available)	9675.00	Cum/year
<b>Total recharge from Pond</b>	<b>79025.40</b>	<b>Cum/year</b>

**Table -12: Calculation of the recharge potential in Pond Sikhera (Khasra No. 715)**

Recharge Shafts constructed	5	Nos
Qty of water percolating/Hr/well (246 lpm)	14.76	Cum/Hr
Qty of RW recharged/day (24 Hr) by 4 shafts (@ 90% efficiency)	13.28 x 24 Hr x 5 = 1593.6	Cum/day
Rainfall runoff available for Ponds	16125.00	Cum/year
Potential quantity of rainwater per annum through recharge shaft (60 days)	95616.00	Cum/year
Natural seepage through the bottom of the pond with average depth of 2.5 M (@ 60% runoff available)	9675.00	Cum/year
<b>Total recharge from Pond</b>	<b>105291.00</b>	<b>Cum/year</b>

**Table -13: Calculation of the recharge potential in Pond of Sikhera (Khasra No. 316/2)**

Recharge Shafts constructed	3	Nos
Qty of water percolating/Hr/well (201 lpm)	12.06	Cum/Hr
Qty of RW recharged/day (24 Hr) by 4 shafts (@ 90% efficiency)	10.85 x 24 x 3 = 781.2	Cum/day
Rainfall runoff available for Ponds	6650.00	Cum/year
Potential quantity of rainwater per annum through recharge shaft (60 days)	46872.00	Cum/year
Natural seepage through the bottom of the pond with average depth of 2.5 M (@ 60% runoff available)	3990.00	Cum/year
<b>Total recharge from Pond</b>	<b>50862.00</b>	<b>Cum/year</b>

**Table -14: Calculation of the recharge potential in Pond of Bhikki**

Recharge Shafts constructed	3	Nos
Qty of water percolating/Hr/well (197 lpm)	11.82	Cum/Hr
Qty of RW recharged/day (24 Hr) by 4 shafts (@ 90% efficiency)	10.64 x 24 Hr x 3 = 766.08	Cum/day
Rainfall runoff available for Ponds	13850.00	Cum/year
Potential quantity of rainwater per annum through recharge shaft (60 days)	45964.80	Cum/year
Natural seepage through the bottom of the pond with average depth of 2.5 M (@ 60% runoff available)	8310.00	Cum/year
<b>Total recharge from Pond</b>	<b>54274.80</b>	<b>Cum/year</b>

**Table -15: Total recharge potential made by M/s Genus Paper & Boards Ltd., Muzaffarnagar**

Details of Recharge Shafts in Ponds / Roof top RWH Structures / Surface runoff Harvesting	No. of structures / Area (SQM)	Recharge Potential Cu.m/year
Pond of Nagla Mubarik	6	129788.40
Pond of Sikhera (Khasra No. 277)	4	79025.40
Pond of Sikhera (Khasra No. 715)	5	105291.00
Pond of Sikhera (Khasra No. 316/2)	3	50862.00
Pond of Bhikki	3	54274.80
Roof top RWH structures in GPBL factory premises	6	34027.20
Road/Paved area	50000	4170.00
Open land / Green Belt area	38000	23769.00
	<b>Total Potential</b>	<b>481207.80</b>

**Conclusion and Recommendations:**

1. The area where industry is situated lies in the Middle Ganga Plains. Alluvium is water bearing formation in the area.
2. The area where industry is situated lies in the Middle Ganga Plains. Alluvium is water bearing formation in the area. The alluvium comprises sand, silt, clay & its admixture. Kankar is occasionally associated with clay.
3. The ground water occurs under water table condition in shallow aquifer whereas the ground water in deeper aquifer occurs under semi-confined to confined condition.
4. Average Annual Rainfall is 834 mm.
5. Ground water requirement of the industry is 4500 KLD from which 10 KLD is used in Domestic and Drinking purpose while 4490 KLD is used in Industrial process.
6. The shallow water level within the area will be due to high groundwater recharging, as per following reasons:
  - a) Presence of Irrigation canals.
  - b) Presence of potential aquifer.
7. The data shows insignificant declining trend at a rate of 0.16 m/year in the pre-monsoon and significant declining trend of 0.53 m/year in post-monsoon season.
8. The groundwater quality in shallow and deeper aquifer to be expected good quality.
9. The physical, chemical and bacteriological analysis should be carried out as per IS drinking water norms.
10. The stage of groundwater development in the Muzaffarnagar block is 77.27 % and it falls in Semi Critical Category. Ground water levels in the area are still shallow and there is ample scope for further ground water development if ground water management measures are adopted.



**Fig 14a: Photographs Showing Construction of Rainwater Harvesting in factory campus**



**Fig 14b: Photographs Showing Construction of Rainwater Harvesting in factory campus**



**RWH -1** Location: Backyard  
Geolocation: 29.425941, 77.763470



**RWH -2** Location: Backyard unloading  
Geolocation: 29.426000, 77.763673



**RWH -3** Location: Near pump house  
Geolocation: 29.427155, 77.762583



**RWH -4** Location: Near workshop  
Geolocation: 29.427708, 77.761811



**RWH -5** Location: Brown paper Processing (PM-2)  
Geolocation: 29.427053, 77.761393



**RWH -6** Location: Cooling Tower  
Geolocation: 29.427271, 77.761330

**Fig 15: Photographs Showing Geo-Location of Rainwater Harvesting in factory campus**

M/s Genus Paper & Boards Ltd, 8<sup>th</sup> Km, Jansath Road, Muzaffarnagar (U.P.)



**Fig 16 a: Photographs Showing Survey and Construction Work of Recharge Shafts**



**Fig 16 b: Photographs Showing Survey and Construction Work of Recharge Shafts**



**Fig 16 c: Photographs Showing Survey and Construction Work of Recharge Shafts**



Fig 16 d: Photographs Showing Survey and Construction Work of Recharge Shafts

**Rain Water Harvesting Structures in Pond of Nagla Mubarik**



**Fig 17: Photographs Showing Construction of 6 Recharge Shafts in Pond of Nagla Mubarik**



**Fig 18: Photographs Showing Geo-Location of Recharge Shafts in Pond of Nagla Mubarik**

**Rain Water Harvesting Structures in Pond of Sikhera (Khasra No. 277)**



**Fig 19: Photographs Showing Construction of 4 Recharge Shafts in Pond of Sikhera (Khasra No. 277)**



**Fig 20: Photographs Showing Geo-Location of Recharge Shafts in Pond of Sikhera (Khasra No. 277)**


**Rain Water Harvesting Structures in Pond of Sikhera (Khasra No. 715)**



**Fig 21: Photographs Showing Construction of 5 Recharge Shafts in Pond of Sikhera (Khasra No. 715)**



**Fig 22: Photographs Showing Geo-Location of Recharge Shafts in Pond of Sikhera (Khasra No. 715)**

**Rain Water Harvesting Structures in Pond of Sikhera (Khasra No. 316/2)****Fig 23: Photographs Showing Construction of 3 Recharge Shafts in Pond of Sikhera (Khasra No. 316/2)****Fig 24: Photographs Showing Geo-Location of Recharge Shafts in Pond of Sikhera (Khasra No. 316/2)**

**Rain Water Harvesting Structures in Pond of Bhikki**



**Fig 25: Photographs Showing Construction of 3 Recharge Shafts in Pond of Bhikki**



**Fig 26: Photographs Showing Geo-Location of Recharge Shafts in Pond of Bhikki**



Village.: Nagla Mubarik



Village: Sikhera (Khasra No. 277)



Village: Sikhera (Khasra No. 715)

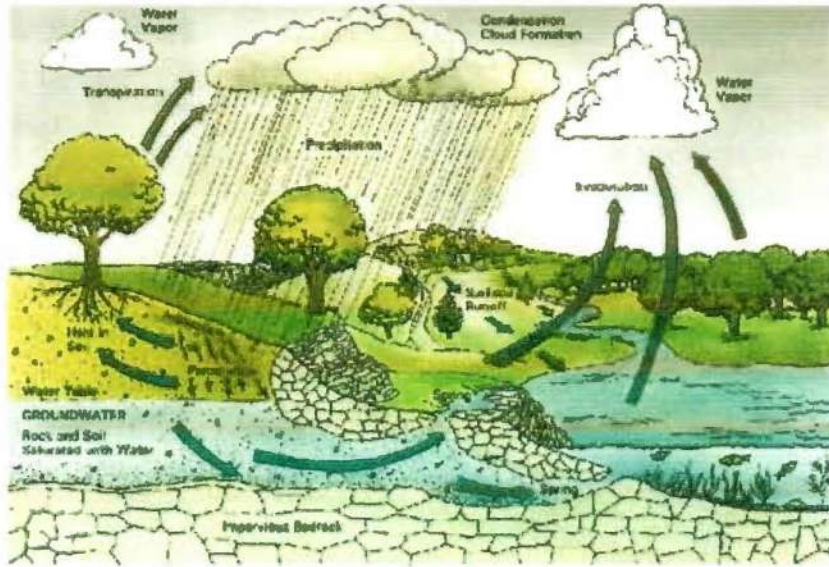


Village: Sikhera (Khasra No. 316/2)



Village: Bhikki

Fig 27: Photographs Showing Boards of Recharge Shafts constructed in Adopted Ponds of different villages



**A REPORT  
ON  
MIYAWAKI FOREST**

**PROJECT PROPONENT**



**Genus Paper & Boards Ltd**

**Genus**  
*energizing lives*

(A Kailash Group Company)

**UNIT -2, 8<sup>TH</sup> KM, JANSATH ROAD,  
MUZAFFAR NAGAR (UP) – 251001**

Prepared by



**Envirosustain Consultants Services**

**Aiding towards Sustainable Development**

**Anandlok Colony (Opp.KTL) Faizabad Road, Lucknow-226028**

**Ph:- +91-9956999682, +91- 9565154195| E-mail:- [envirosustainconsultants@gmail.com](mailto:envirosustainconsultants@gmail.com)**

## Index

<b>Content</b>	<b>Page No.</b>
1.0 Introduction	2
2.0 Waste Water Treatment Scheme	2
3.0 Miyawaki Method to grow a Mini Forest	3
3.1 Soil Preparation	4
3.2 Purchase Native Species of Plants	4
3.3 Design the Forest	4
3.4 Method of Plantation	4
3.5 Tie the Plants to a stick	4
3.6 Water and Monitor the Plantation	5
3.7 Method and Conditions for Success	6
3.8 International Applications	7
3.9 National Applications	8
4.0 Miyawaki Forest will be developing by M/s Genus Paper & Boards Ltd.	9
5.0 Conclusion	12

## 1.0 Introduction

The Company belongs to the reputed & progressive Kailash Group of Companies. M/s Genus Paper & Boards Ltd. Unit-2, 8th KM, Stone, Jansath Road, Muzaffarnagar -251001 (UP) is engaged in manufacturing of unbleached kraft paper of different quality from waste paper (imported & indigenous). The mill has also obtained consent to operate from U P Pollution Control Board for manufacturing of 225 MTD Kraft Paper and Duplex Board 300 MTD by using Waste paper. The mill is maintaining Liquid Discharge through efficient use of fresh water, recycling / reusing entire quantity of back water back into process. The mill has sufficient number of chest for holding of back water in case of any process failure / shutdown.

M/s Genus Paper & Boards Ltd., has consistent concern towards the protection of Environment. The company has adopted the approach for the protection and improvement of Environment by:

- Minimization of water consumption by recirculation in processes uses.
- Ensuring requisite treatment of industrial wastewater.
- Ensuring requisite treatment of sewage.
- Replacing freshwater by treated sewage for gardening/horticulture.
- Controlling Stack emission to maintain a clean ambient air.
- Waste segregation at source to minimize pollution.
- Rainwater harvesting

Besides these, awareness and regular training is a way of life here and is carried throughout the year.

## 2.0 Waste Water Treatment Scheme

The implementation of water conservation scheme and saving of water from process effluent has virtually brought down specific effluent generation at a very low level. The process has achieved a commendable progress on water conservation. The water conservation scheme resulting in the concentration on COD & BOD parameters though the quantum of discharge is reduced & introducing water efficient washing machines.

As per consent from UPPCB, the quantity of maximum daily discharge for industrial effluent should not be more than 2300 KLD. The Paper Industry is under operation by maintaining minimum liquid discharge through reusing of entire quantity of back water into process. The fresh water is used as make up water. The backwater generation from pulp mills is collected and reused in the same loop while the water carried over with pulp to paper machine is generated from paper machine section. The major part of back water generated from paper machine is reused in pulp mill and paper machine for stock dilution and rest of back water is treated for removal of suspended & colloidal impurities. The mill has facilities for treatment of back water to the level, suitable for reuse into the process. Since the mill is manufacturing unbleached Kraft paper. The quality of back water rich in high level of dissolved salts is not having any measurable impact on quality of paper and as well as runnability of paper machine. The existing ETP units contains Equalization Tank with air mixing system, Johnson Screen, Hill Screen, Fiber recovery Tank, Sedicell, Collection Pit, Primary Clarifier, Treated water tank and Sludge beds.

### **3.0 Miyawaki Method to grow a Mini Forest**

The Miyawaki forestation method is a unique way to create a forest and is pioneered by Japanese botanist Akira Miyawaki. With this method of plantation, an urban forest can grow within a short span of 20-30 years while a conventional forest takes around 200-300 years to grow naturally. In the Miyawaki technique, various native species of plants are planted close to each other so that the greens receive sunlight only from the top and grow upwards than sideways. As a result, the plantation becomes approximately 30 times denser, grows 10 times faster and becomes maintenance-free after a span of 3 years. Here are the basic steps to create an urban forest with the Miyawaki method. Ideally the selected site should have minimum dimensions of 4 by 3 meters and receive sunlight for at least 8 hours a day. In this method, several native species of plants are planted close to each other.

### **3.1 Soil Preparation**

A combination of perforators, water retainers, fertilizers and microorganisms should be mixed with the existing soil. Perforator materials like biomass, rice husk, wheat husk, corn husk or chipped groundnut shells allow the plant roots to grow quickly. Water retainers like coco peat or sugarcane stalk allow the soil to retain more moisture and water in comparison to the soil's natural water retention capacity. Organic fertilizers like manure or Vermicompost nourish the soil.

### **3.2 Purchase Native Species of Plants**

Make a list of native species of plants and segregate them into evergreen, deciduous or perennial plants. Also, the native trees of a region can be classified into four layers. The first is of shrubs that grow up to 6 feet, the second layer is of trees that grow up to 25 feet, the third of trees that grow up to 40 feet and the final layer is the canopy which grows above 40 feet. Visit a nursery and purchase saplings with a height ranging between 24 to 32 inches of as many native species for biodiversity.

### **3.3 Design the Forest**

Create a random and dense plantation of native species of plants that grow in different layers. All the species of plants should be staggered and similar species of plants should not be planted together.

### **3.4 Method of Plantation**

On an average there should be 3-5 saplings in one square meter. Do not follow a repetitive pattern while planting the saplings. Once the saplings are planted, a thick layer of mulch should be evenly laid on the soil to insulate the soil and prevent water from evaporating.

### **3.5 Tie the Plants to a stick**

Tie the plants to support sticks with a jute string so that they do not stoop or bend in the initial months of plantation.

### 3.6 Water and Monitor the Plantation

Water the forest once a day and keep the forest free from weeds for the first 2 years. Do not use any chemicals like pesticides or inorganic fertilizers. Monitor the forest every 2 months to check the growth of all the plants and do not cut or prune the forest.

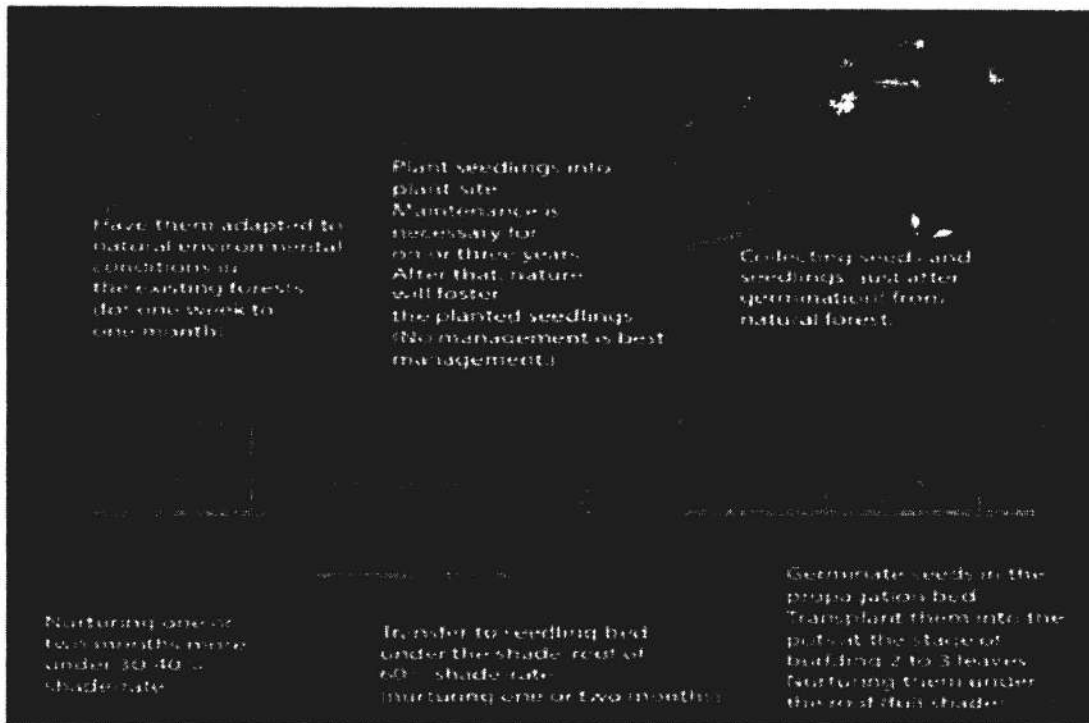


Fig. 1: Method for growing Miyawaki Forest

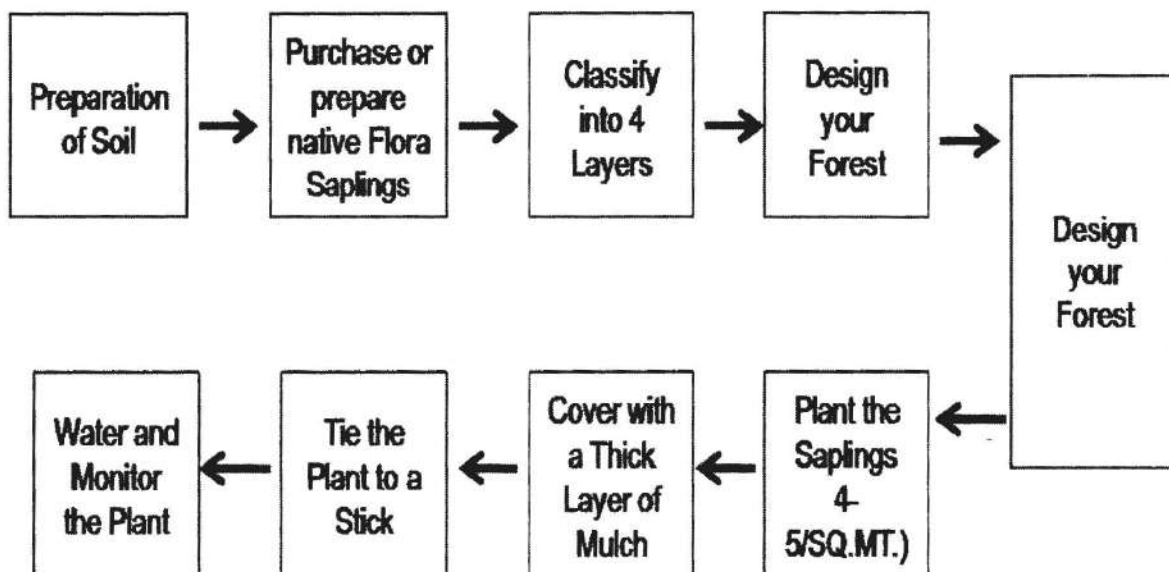
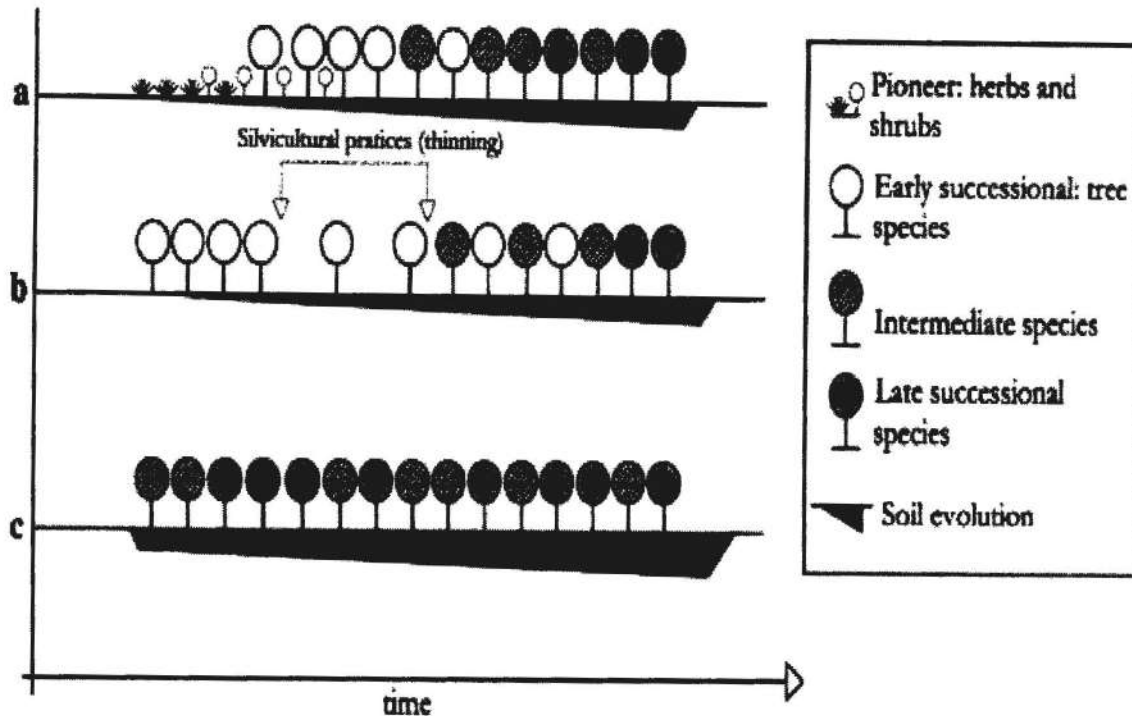


Fig. 2: Line Diagram for developing Miyawaki Forest



**Fig.3: Successional stages as would follow in (a) Natural Conditions, (b) Adopting Traditional Reforestation Methods and (c) The Miyawaki Method**

### 3.7 Method and Conditions for Success

The method's reconstitution of "indigenous forests by indigenous trees" produces rich, dense and efficient protective pioneer forests in 20 to 30 years, where natural succession would need 200 years in temperate Japan and 300 to 500 years in the tropics. Success requires compliance with the following phases:

- Rigorous initial site survey and research of potential natural vegetation Identification and collecting of a large number of various native seeds, locally or nearby and in a comparable geo-climatic context
- Germination in a nursery (which requires additional maintenance for some species; for example, those that germinate only after passing through the digestive tract of a certain animal, need a particular symbiotic fungus, or a cold induced dorming phase)
- Preparation of the substrate if it is very degraded, such as the addition of organic matter or mulch, and, in areas with heavy or torrential rainfall, planting mounds for taproot species that require a well-drained soil surface. Hill slopes can be planted with more ubiquitous surface roots species, such as cedar, Japanese cypress, and pine.

- Plantations respecting biodiversity inspired by the model of the natural forest. A dense plantation of very young seedlings (but with an already mature root system: with symbiotic bacteria and fungi present) is recommended. Density aims at stirring competition between species and the onset of phytosociological relations close to what would happen in nature (three to five plants per square metre in the temperate zone, up to five or ten seedlings per square metre in Borneo).
- Plantations randomly distributed in space in the way plants are distributed in a clearing or at the edge of the natural forest, not in rows or staggered

### 3.8 International Applications

Miyawaki instructed people on planting in over 1,700 areas around the world, including over 1,400 sites in Japan as well as in Borneo, Amazonia, and China. He was involved in the planting of over 40 million native trees, together with companies and citizens, to contribute to international forest regeneration.

Since 1978, Miyawaki had contributed to vegetation surveys in Thailand, Indonesia, and Malaysia. His methodological work in the 1970s and 1980s on woodland management also formed the basis for the concept of "tiny forests", where small urban plots of land around the world can be densely planted with many different local species of trees to reintroduce varied wooded habitats that are rich in biodiversity.

In 1990, Miyawaki worked on restoring severely degraded tropical forests. A seed bank of 201 tree species (mainly *Dipterocarpaceae*) from potential natural vegetation produced 600,000 seedlings in pots that were annually planted on site was provided by sponsors.

In 2005, the surviving plants from 1991 measured over 20 meters in height. The sedimentary facies of a young rainforest was reconstituting, protecting the soil, while fauna gradually reappeared.

In 2000, the Miyawaki method was tested for the first time in a Mediterranean ecosystem in Sardinia, Italy, on an area where traditional reforestation methods had failed. The original method was adapted while maintaining its theoretical principles. The results obtained after two and eleven years following planting were positive:

plant biodiversity was high, and the new biocoenosis was able to improve without further operative support.

In 2018, the Miyawaki method was implemented by the boomforest.org team in Paris, France, to restore a 400-square meter area near Porte de Montreuil, in the Boulevard, a controlled-access dual-carriageway ring road around the city.

In 2021, a 180-square meter area that used to be a parking lot in a residential district near Bordeaux's Saint-Jean railway station was converted into the city's first mini-forest. In the United Kingdom, Miyawaki's "tiny forest" method was adopted by the environmental charity Earth watch Europe with the aim to develop a hundred urban projects nationwide by 2023.

In Cambridge, Massachusetts, the Cambridge Department of Public Works, in partnership with Biodiversity for a Livable Climate and Natural Urban Forests, planted a Miyawaki forest in Danehy Park in September 2021. Cambridge's Miyawaki forest is the first of its kind in the northeastern United States.

In Sri Lanka, the Thuru Team commenced a pilot urban forestry project using the Miyawaki method in 2021, planting 44 plants endemic to Sri Lanka.

In January 2021, Masood Lohar, a former UNDP officer, created the Clifton Urban Forest in Karachi, a private initiative operating over 200 acres on a coastline landfill site and following Miyawaki's techniques. In November, Karachi municipality announced a plan for growing 300 Miyawaki forests. In June 2021, Park Avenue Housing Society, a private residential society in Lahore inaugurated world's biggest private urban forest using the Miyawaki method spread over 80 kanal land. In August 2021, Imran Khan, Prime Minister of Pakistan, inaugurated the largest urban Miyawaki forest project in the world at Saggian. Using a technique pioneered by the late Japanese botanist Akira Miyawaki, the forest covers 12.5 acres and has more than 165,000 plants.

### **3.9 National Applications**

In 2013, the Miyawaki method was applied in the Barapani Industrial Area of Umiam in northeast India. In 2014, Say Trees in Bangalore switched to the Miyawaki method. Acacia Eco, based in Ahmedabad, Gujarat, has been implementing projects of various sizes using the Miyawaki method since 2016. As of November 2020, they have planted more than 350,000 trees in 57 projects across India.

In 2019, Green Yatra planted around 3,000 trees using the Miyawaki method on CRWC railway land in Jogeshwari, Mumbai. GreenYatra planted 1,000,000 more trees within one year throughout India by using the method.

On 5 June 2019, World Environment Day, 550 trees of 40 native species were planted with this technique in a 160-square meter plot. The forest was named after Guru Nanak Dev, the founder of the Sikh religion. Since that same date, the Anarghyaa Foundation has created Miyawaki forests in rural areas of North Bangalore. The Anarghyaa Foundation will be creating mini-forests by planting lakh trees with the Miyawaki method across Karnataka within the next year.

In December 2019, the Annapradokshana Charitable Trust turned unused space in government schools into mini-forests by adopting the Miyawaki system at the Nonankuppam Government Higher Secondary School and the Vivekananda Govt. Boys Higher Secondary School in Villianur, Pondicherry.

#### **4.0 Miyawaki Forest will be developing by M/s Genus Paper & Boards Ltd.**

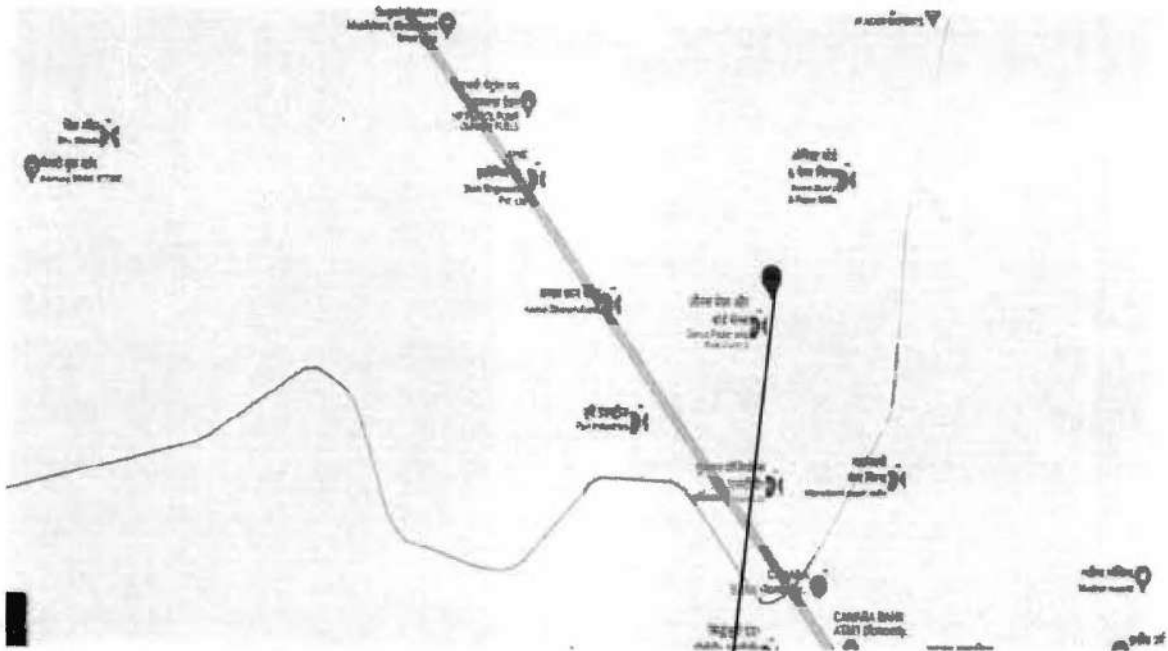
M/s Genus Paper & Boards Ltd. Unit-2 is located at 8th KM, Stone, Jansath Road, Muzaffarnagar -251001 (UP). They requires a tentative water consumption of 3150 KLD out of which 2300 is discharged as effluent. A part of the treated effluent will be use in Gardens, Green-field and Miyawaki forest and also discharged into the outside drain. This treated water parameters will meet the standards as Described by the UPPCB.

The Miyawaki method says mini forests grow 10 times faster and become 30 times denser and 100 times more bio-diverse than those planted through conventional methods. This method involves planting three to four saplings per square metre, using native varieties adapted to local conditions. As per the method, a wide variety of species- ideally 30 or more - are planted to recreate layers of a natural forest.

The M/s Genus Paper & Boards Ltd. Will plant- approximate 75 to 80 thousand plants of various species in the 1200 SQM area reserved for the Miyawaki forest within the campus. The more plant saplings are planting day by day to develop the forest. Some trees at the site are Pakad, Neem, Sesame, Amla, Arjun, Hibiscus,

Jamun, and Eucalyptus. This forest is created through Miyawaki, an afforestation method based on the work of Japanese botanist Akira Miyawaki in the 1980s. The technique compresses layers of a forest – shrubs, trees, canopies – on small plots of land, turning them into tiny forests. Before plantation, local agro-climatic conditions, including soil quality, are studied. As per the soil sampling the pH range of soil is 8 to 9 and the soil is Kaller/clay. Three layers of greens – shrubs and undergrowth, medium-height trees and taller canopies – are developed as per Miyawaki method. Mulching, natural water retention and perforation material like rice husk and use of organic compost, cow dung support their growth.

The treated water will utilize for irrigation of the forest. The water consumption depends upon the soil type, type of trees, age of trees, transpiration reaction, sun availability, temperature of the area and humidity of the area etc. as per the common calculation 1 tree consumes minimum 8 to 10 L water during the summers and 10 SQM are trees consumes 600 to 1000 L water per day. Except this a part of water also evaporated through soil surface and percolated in earth. The normal evaporation loss of water logged area is calculated as 0.25 to 0.30 mm/day. However, the water percolation rate for clay soil is ranges between 0.5 to 0.8 mm /day. Overall the forest developed by M/s Genus Paper & Boards Ltd. will be capable to handle approximate 900 to 1150 KL of waste water per day. The water handling capacity may be increase of decrease according to the seasons, climatic condition, types of trees planted in forest and age of trees. The forest also helps lower temperatures in concrete heat islands, reduce air and noise pollution, attract local birds and insects, and create carbon sinks. The method advocates planting of diverse native species. These small patches do attract birds, squirrels, insects, but they cannot serve the purpose of natural forest. The Miyawaki forests is designed to regenerate land in far less time than the time it takes a forest to recover on its own, which is over 50 to 70 years.



**Fig. 4: View of M/s Genus Paper & Boards Ltd., Muzaffar Nagar**



**Fig. 5: Google view of the industry M/s Genus Paper & Boards Ltd., Where Miyawaki forest is developed (Geo-location: 29.426330, 77.760429)**

## 5.0 Conclusion

The advantages of the forest developing by the M/s Genus Paper & Boards Ltd. are given below:

- The forest helps lower temperatures in concrete heat islands.
- Reduce air and noise pollution.
- Attract local birds and insects and support local wild life habitat.
- Decreasing global warming and Create carbon sinks.
- Helpful in sequestration of carbon: different species of plant absorb different amount of CO<sub>2</sub> (A common calculation – A mature tree can absorb more than 58 pounds of CO<sub>2</sub> from our atmosphere.
- The method advocates planting of diverse native species.
- These small patches do attract birds, squirrels, insects, but they cannot serve the purpose of natural forest.
- Overall the forest of 1200 SQM will be capable to handle approximate 900 to 1150 KL of waste water per day.
- Oxygen factory for living being (e.g. A mature tree provides oxygen for 5 peoples)
- Our plant absorbs mercury and heavy metal gases from air.
- Our plants are helpful in solving the emission problem of carbon mono oxide by oxidation reaction.

XXXXXXXXXXXXXXXXXXXXXXXXXXXXXXXXXXXX



# एक पेड़ मां के नाम कार्यक्रम के तहत किया पौधों का रोपण

सिखेड़ा : एक पेड़ मां के नाम अभियान के तहत जीनस पेपर एंड बोर्ड्स लिमिटेड फैक्ट्री में सोमवार को पौधारोपण किया गया। मुख्य परिचालन अधिकारी योगेन्द्र वाष्णोय की अगुवाई में मियावाकी पद्धति द्वारा लगभग दो हजार से ज्यादा पौधों का रोपण कर उनकी देखभाल करने का

उत्तरदायित्व लिया गया। कुलदीप कांबोज, जीसी कोठारी, महाप्रबंधक विरेन्द्र यादव, अनुज त्यागी, राजेश चतुर्वेदी, उपमहाप्रबंधक अजय गोयल, सहायक महाप्रबंधक प्रदीप चौधरी, अनुज चौधरी, श्रम कल्याण अधिकारी रोहित कुमार व गौतम उपस्थित रहे।



1351

**Genus**  
energizing lives

जीनस पेपर एण्ड बोर्ड्स लिमिटेड  
ज्ञानसठ रोड, मुजफ्फरनगर

**‘एक पेड़ माँ के नाम’**

पेड़ लगाओ-पेड़ बचाओ  
**वृक्षारोपण जन अभियान - 2024**  
(1 जुलाई 2024 से 30 सितंबर 2024)

162



# जीनस पेपर मिल में हुआ पौध रोपण

163

मुजफ्फरनगर: बुधवार को विश्व पर्यावरण दिवस के अवसर पर जानसट रोड स्थित जीनस पेपर एंड बोर्ड लिमिटेड में मुख्य परिचालक अधिकारी योगेन्द्र वाष्णीय की अगुवाई में पौधरोपण कार्यक्रम आयोजित हुआ। इसका शुभारम्भ योगेन्द्र वाष्णीय द्वारा आम का पौधा लगाकर किया। सभी विभागाध्यक्षों ने लगभग 150 से ज्यादा पौधारोपण कर उनकी देखभाल करने का उत्तरदायित्व लिया। महाप्रबंधक एचआर एवं एडमिन कुलदीप काम्बोज ने अवगत कराया कि जीनस पेपर पर्यावरण को स्वच्छ व हराभरा रखने के लिए प्रतिबद्ध है। इस मौके पर महाप्रबंधक विरेन्द्र



यादव, उपमहाप्रबंधक अजय गोयल, संजय सक्सेना, सहायक महाप्रबंधक प्रदीप चौधरी, अनुज चौधरी, प्रबंधक समीर सचदेवा, दीपक अधिकारी श्रम कल्याण अधिकारी रोहित कुमार, उमेश कुमार व गौतम उपस्थित रहे।

## जीनस पेपर मिल में मियावाकी पद्धति से हुआ पौधरोपण

मुजफ्फरनगर। सोमवार को उत्तर प्रदेश सरकार द्वारा चलाये जा रहे एक पेड़ मां के नाम पर जीनस पेपर एंड बोर्ड्स लिमिटेड के मुख्य परिचालन अधिकारी योगेन्द्र वाष्णीय की अगुवाई में मियावाकी पद्धति द्वारा वृक्षारोपण का आयोजन किया गया, जिसका शुभारम्भ योगेन्द्र वाष्णीय द्वारा शागोन का पौधा लगाकर किया गया। विश्व पर्यावरण मौक पर वृक्षारोपण करने का मकसद अपने समस्त कर्मचारियों व आस-पास के नागरिकों को पर्यावरण के प्रति जागरूक करना है। महाप्रबंधक एचआर एवं एडमिन कुलदीप काम्बोज ने अवगत कराया कि जीनस पेपर पर्यावरण को स्वच्छ व हरा-भरा रखने के लिए प्रतिबद्ध है। इसके अलावा अधिक से अधिक पेड़ लगाये जायेंगे। इस मौके पर कॉर्मिशयल हैड जीसी कोटारी, महाप्रबंधक विरेन्द्र यादव, अनुज त्यागी, राजेश चतुर्वेदी, उपमहाप्रबंधक अजय गोयल, सहायक महाप्रबंधक प्रदीप चौधरी, अनुज चौधरी, अधिकारी श्रम कल्याण अधिकारी रोहित कुमार व गौतम उपस्थित रहे।

# जीनस पेपर एण्ड बोर्डस लि. में मुख्य परिचालन अधिकारी योगेन्द्र वार्णय ने किया वृक्षारोपण!

1354

165



मुज़फ्फरनगर। विश्व पर्यावरण दिवस के मौके पर जीनस पेपर एण्ड बोर्डस लि. में मुख्य परिचालन अधिकारी योगेन्द्र वार्णय की अगुवाई में वृक्षारोपण का आयोजन किया गया। जिसका शुभारम्भ योगेन्द्र वार्णय के द्वारा आम का पौधा लगाकर किया गया व सभी विभागाध्यक्षों द्वारा लगभग 150 से ज्यादा पौधारोपण कर उनकी देखभाल करने का उत्तरदायित्व लिया गया। योगेन्द्र वार्णय ने आश्वासन दिया कि कम्पनी के पर्यावरण के प्रति बहुत ही सजग है व विश्व पर्यावरण के मौके पर वृक्षारोपण करने का मकसद अपने समस्त कर्मचारियों व आसपास के नागरिकों को पर्यावरण के प्रति जागरूक करना है। महाप्रबन्धक एचआर एवं एडमिन कुलदीप काम्बोज ने अवगत कराया कि जीनस पेपर पर्यावरण को स्वच्छ व हराभरा रखने के लिए प्रतिबद्ध है। इसके अलावा भी आगामी बरसात के सीजन में पिछले वर्ष की भांति अधिक से अधिक पेड़ लगाये जायेंगे। इस मौके महाप्रबन्धक विरेन्द्र यादव, उपमहाप्रबन्धक अजय गौयल, संजय सक्सेन, सहायक महाप्रबन्धक प्रदीप चौधरी, अनुज चौधरी, प्रबन्धक समीर सचदेवा, दीपक अधिकारी श्रम कल्याण अधिकारी रोहित कुमार, उमेश कुमार व गौतम उपस्थित रहे।

1355

166



1356

167



जीनस पेपर एण्ड बोर्डस लि. मुजफ्फरनगर में मुख्य परिचालन अधिकारी योगेन्द्र वार्णय द्वारा एक पेड़ माँ के नाम मुहिम के तहत वृक्षारोपण किया। इस मौके कुलदीप काम्बोज, जी.सी. कोठारी, विरेन्द्र यादव, अजुन त्यागी, राजेश चतुवेदी, अजय गोयल, प्रदीप चौधरी, अनुज चौधरी, रोहित कुमार व गौतम उपस्थित रहे।



समाचार / विज्ञापन हेतु संपर्क करें : 9412143018



## संतोष हॉस्पिटल

सर्वे भवन्तु सुखिनः

पूर्व में सिंघल नर्सिंग होम

कम्पनी गार्डन के सामने, मेस रोज, मुजफ्फरनगर

आधुनिक सुविधाओं के साथ

- आई.सी.यू.
- डिजिटल एक्स-रे
- पैथॉलॉजी लैब
- अल्ट्रासाउण्ड
- 2D ईको
- सी-स्कैन
- डीएलएच/एसी
- केटीलेटर
- ई.सी.जी.
- बाई-पेप
- फार्मसी 24 घंटे

- स्त्री एवं प्रसूति रोग
- हृदय, डायबिटीज व लीवर रोग
- हड्डी एवं जोड़ रोग
- जनरल फिजिशियन
- जनरल सर्जरी एवं लैप्रोस्कोपिक सर्जरी



+91 90 8444 5550

1358

169



1359

170



1360

171



1361

172



1362

173



**Genus**  
energizing lives

# जीनस पेपर एण्ड बोर्डस् लिमिटेड

जानसठ रोड, मुजफ्फरनगर

के सौजन्य से

बृहस्पतिवार, 15 फरवरी 2024

## निःशुल्क स्वास्थ्य शिविर

अपस नोवा मल्टी स्पेशलिटी हॉस्पिटल सैन्टर



## जीनस पेपर एवं बोर्डस लिमिटेड में निःशुल्क स्वास्थ्य परीक्षण शिविर का हुआ आयोजन!



मुजफ्फरनगर। जीनस पेपर एवं बोर्डस लि. के द्वारा मुख्य परिचालन अधिकारी योगेन्द्र वार्णय के निर्देशन में कर्मचारियों के स्वास्थ्य परीक्षण हेतु डाक्टर सलमान एवं उनकी टीम के द्वारा आप्स नोवा मल्टी स्पेशियलिटी एवं ट्रामा सेन्टर के माध्यम से निःशुल्क स्वास्थ्य परीक्षण शिविर का आयोजन किया गया। शिविर का उद्घाटन योगेन्द्र वार्णय व डाक्टर सलमान ने संयुक्त रूप से फीता काट कर किया। शिविर में 115 कर्मचारियों ने अपना स्वास्थ्य परीक्षण कराकर चिकित्सा लाभ प्राप्त किया। जिसमें ईसीजी, ब्लड प्रेशर, ब्लड शुगर जांच की गई। पेपर मिल के जनरल मैनेजर कुलदीप काम्बोज ने बताया कि पेपर मिल द्वारा कर्मचारियों के स्वास्थ्य को विशेष ध्यान में रखते हुए इस शिविर का आयोजन किया गया। इस दौरान पेपर मिल की ओर से कर्मिसियल हेड जीसी गोयल, महाप्रबन्धक -इलेक्ट्रिक आर के सिंह, महाप्रबन्धक क्वालिटी विरेन्द्र यादव, महाप्रबन्धक पेपर राजेश कुमार, अनुज त्यागी, उपमहाप्रबन्धक अजय गोयल, प्रदीप चौधरी, अनुज चौधरी, मुकेश सेनी, सहायक रोहित यादव व गोतम आदि उपस्थित रहे।

समाचार / विज्ञापन हेतु संपर्क करें : 9412143018



## NEW HORIZON SCHOOL

### Muzaffarnagar

Affiliated to CBSE (New Delhi)

Affiliation No. 2131800

# जीनस पेपर एण्ड बोर्डस् लिमिटेड

जानसठ रोड, मुजफ्फरनगर  
के सौजन्य से

बृहस्पतिवार, 15 फरवरी 2024

## निःशुल्क स्वास्थ्य शिविर

आयोजक : अप्स नोवा मल्टी स्पेशलिटी हॉस्पिटल एवं ट्रॉमा सेंटर

ANNEXURE:-R211N(Colly)


1366

177



1367

178



1368

179



1369

180



1370

181



1371

182



**BEFORE THE NATIONAL GREEN TRIBUNAL,  
PRINCIPAL BENCH, NEW DELHI**

(Original Application No. 269 of 2024)

**IN THE MATTER OF:**

**Sanvvar**

**..... Applicant**

**Versus**

**State of U.P. & Ors.**

**..... Respondents**


**KNOW ALL** to whom these present shall come that I, Naresh Kumar Saini aged about 54 years S/o Late Sh. Tulsi Ram working as Vice President with Genus Paper & Boards Ltd. having its Unit at: 8<sup>th</sup> Km Stone, Jansath Road, Muzaffarnagar (U.P.) - 251001 (the Respondent No.21 herein) do hereby appoint: -

**ANUBHAV ANAND ARON, ABHINAV ANAND (Advocates)**  
A-901, Apex Golf Avenue, Sector-1, Greater Noida West, U.P. - 201 306  
**Mob:** 9811764256; 9582416270; **E-mail:** abhinav.legal@gmail.com

**(Hereinafter called the Advocate) to be my/our Advocate in the above noted case authorize him:-**

- To act, appear and plead in the above noted case in this court or in any other Court in which the same may be tried or heard and also in the appellate Court including the High Court subject to payment of fees separately for each Court by me/us.
- To sign, file, verify and present pleadings, appeals cross-objections or petitions for execution review, revision, withdraw, compromise or other petitions or affidavits or other documents as may be deemed necessary or proper for the prosecution of the said case in all its stages subject to payment of fees for each stage.
- To file and take back documents, to admit and/or deny the documents of the opposite party.
- To withdraw or compromise the said case or submit to arbitration any differences or disputes that may arise touching or in any manner relating to the said case.
- To take execution proceedings.
- The deposit, draw and receive money, cheques, cash and grant receipts hereof and to do all other acts and things which may be necessary to be done for the progress and in the course of the prosecution of the said case.
- To appoint and instruct any other Legal Practitioner authorizing him to exercise the power and authority hereby conferred upon the Advocate whenever he may think fit to do so and sign, the power of attorney on our behalf.
- And I/We the undersigned do hereby agree to ratify and confirm all acts done by the Advocate or his substitute in the matter as my/our own acts, as if done by me/us to all intents and purposes.
- And I/We undertake that I/We or my/our duly authorized agent would appear in court on all hearings and will inform the Advocate for appearance when the case is called.
- And I/We undersigned do hereby agree not to hold the advocate or his substitute responsible for the result of the said case. The adjournment costs whenever ordered by the Court shall be of the Advocate, which he shall receive and retain for himself.
- And I/We undersigned do hereby agree that in the event of the whole or part of the fee agreed by me/us to be paid to the Advocate remaining unpaid he shall be entitled to withdraw from the prosecution of the said case until the same is paid up. The fee settled is only for the above case and above Court. I /We hereby agree that once the fees are paid, I/We will not be entitled for the refund of the same in any case whatsoever and if the case prolongs for more than 3 years the original fee shall be paid again by me/us.

**IN WITNESS WHEREOF** I/we do hereunto set my/our hand to these presents the contents of which have been understood by me/us on this day of \_\_\_\_\_ 2025.  
Accepted subject to the terms of the fees

  
**ANUBHAV ANAND ARON & ABHINAV ANAND**  
(D/1848/2003) (D/762/2007)  
(Advocates)

For Genus Paper & Boards Ltd.

  
Client

For Genus Paper & Boards Ltd.

Director/Authorized Signatory

---

**Reply/Response - Respondent No.21 (O.A. No.269/2024) - NGT (PB), New Delhi**

1 message

**Abhinav Anand** <abhinav.legal@gmail.com>

Mon, Feb 17, 2025 at 1:20 PM

To: roc.z.lko-mef@nic.in, dmmuz@nic.in, ms@uppcb.com, mscb.cpcb@nic.in

Sir,

Kindly find attached herein the PDF copy of the Reply /Response filed by the Respondent No.21 i.e. Genus Paper & Board Ltd. in O.A. No. 269 of 2024 titled as "Sanavvar Vs. State of U.P. & Ors." pending before the Hon'ble National Green Tribunal, Principal Bench, New Delhi.

Regards,

Abhinav Anand  
(Advocate for Respondent No.21)

 Reply - R21 (OA 269 of 2024).pdf

)

Mobile: 9582416270